



US011878570B2

(12) **United States Patent**  
**Gordon**

(10) **Patent No.:** **US 11,878,570 B2**  
(45) **Date of Patent:** **Jan. 23, 2024**

(54) **VENTED ROOF PANEL**

(71) Applicant: **Robby Gordon**, Charlotte, NC (US)

(72) Inventor: **Robby Gordon**, Charlotte, NC (US)

(\*) Notice: Subject to any disclaimer, the term of this patent is extended or adjusted under 35 U.S.C. 154(b) by 0 days.

(21) Appl. No.: **17/990,304**

(22) Filed: **Nov. 18, 2022**

(65) **Prior Publication Data**

US 2023/0085077 A1 Mar. 16, 2023

**Related U.S. Application Data**

(63) Continuation of application No. 16/287,934, filed on Feb. 27, 2019, now Pat. No. 11,524,554.

(60) Provisional application No. 62/646,827, filed on Mar. 22, 2018.

(51) **Int. Cl.**  
**B60H 1/30** (2006.01)  
**B60H 1/26** (2006.01)

(52) **U.S. Cl.**  
CPC ..... **B60H 1/30** (2013.01); **B60H 1/262** (2013.01)

(58) **Field of Classification Search**  
CPC ..... B62D 25/06; B62D 25/10; B60H 1/30; B60H 1/262; B60H 1/00471  
USPC ..... 454/146, 138, 137, 136; 296/102  
See application file for complete search history.

(56) **References Cited**

**U.S. PATENT DOCUMENTS**

6,883,846 B2 \* 4/2005 Cheek ..... B60J 7/08 296/213  
D640,595 S \* 6/2011 Zhang ..... D12/16  
11,524,554 B2 \* 12/2022 Gordon ..... B60H 1/30

**OTHER PUBLICATIONS**

<https://www.etrailer.com/RV-Vents-and-Fans/Redline/9106.html>.  
(Redline, attached).\*

\* cited by examiner

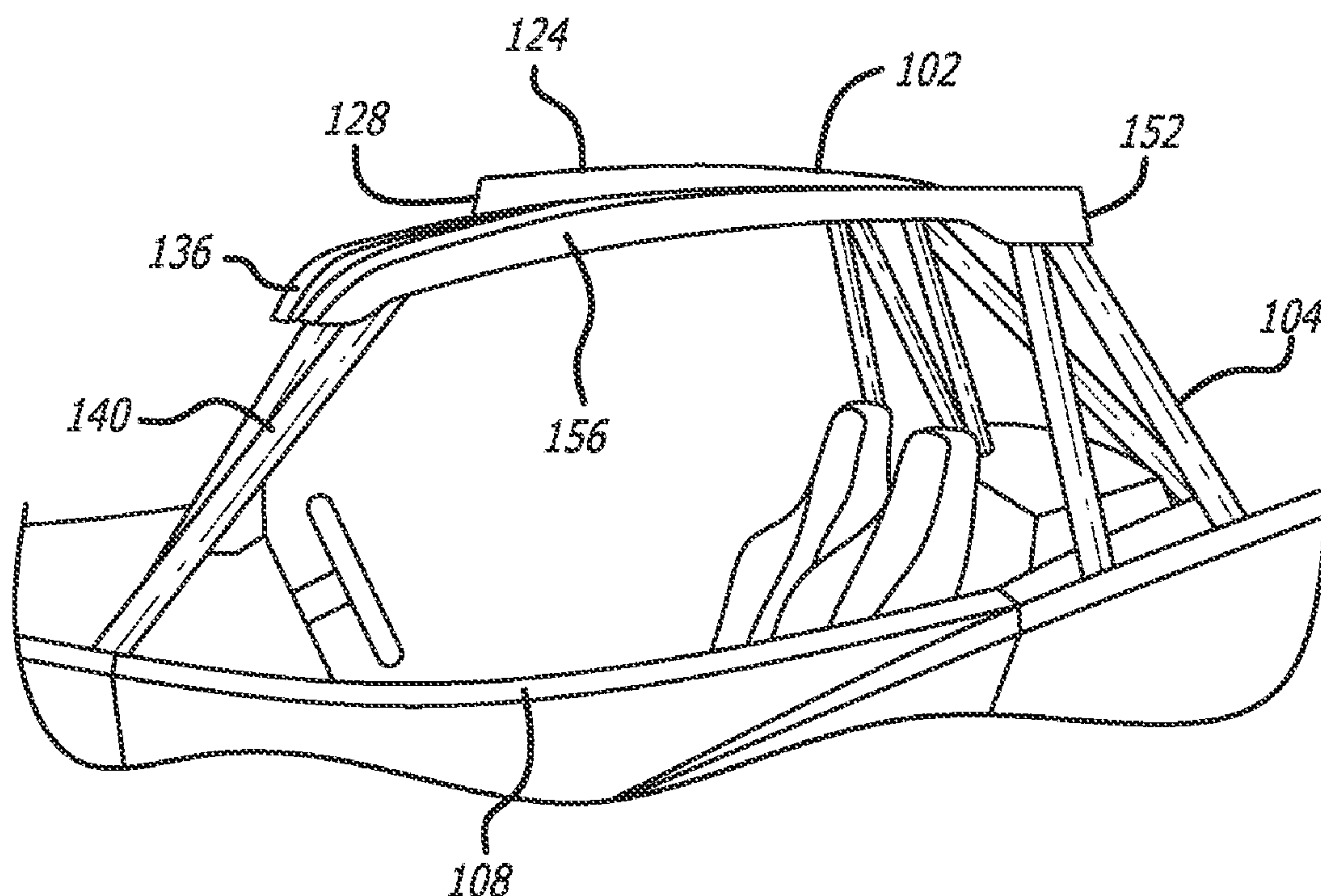
*Primary Examiner* — Vivek K Shirsat

(74) *Attorney, Agent, or Firm* — Barry Choobin; Patent 360

(57) **ABSTRACT**

A vented roof panel is provided for an overhead portion of a roll-over protection system of an off-road vehicle. The vented roof panel comprises a planar member that includes a shape and a curvature that match the overhead portion to enable closely attaching the vented roof panel to the roll-over protection system. The planar member is formed of any of various plastics, such as injection molded plastic, or other similar materials. An air scoop including an air inlet port is centrally disposed in the planar member. The air inlet port is disposed in a forward-facing portion of the air scoop and configured to direct an airstream from outside to underneath the vented roof panel. The vented roof panel may be attached to tubular frame members comprising the roll-over protection system by way of one or more suitable fasteners.

**17 Claims, 4 Drawing Sheets**



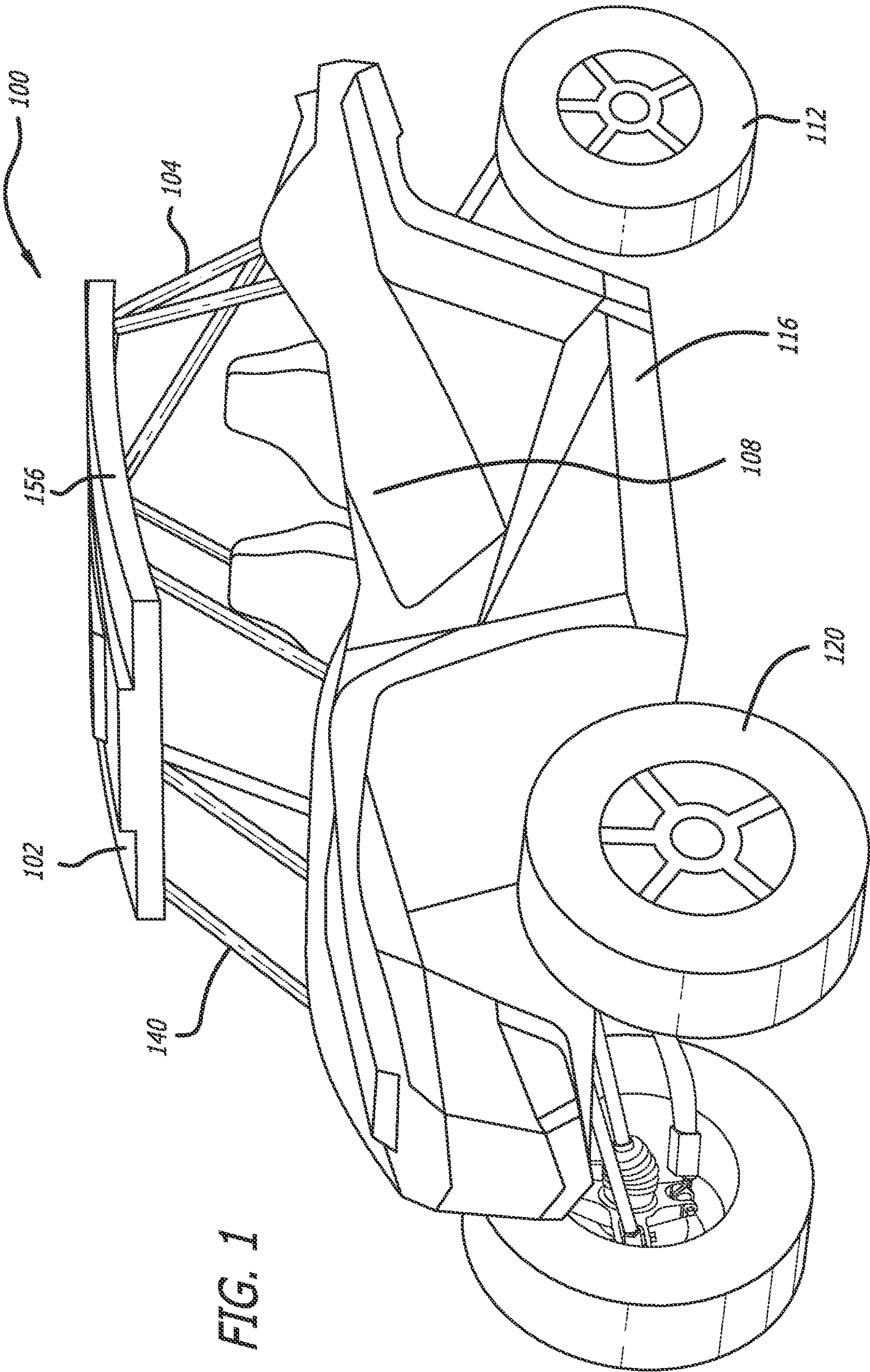




FIG. 2

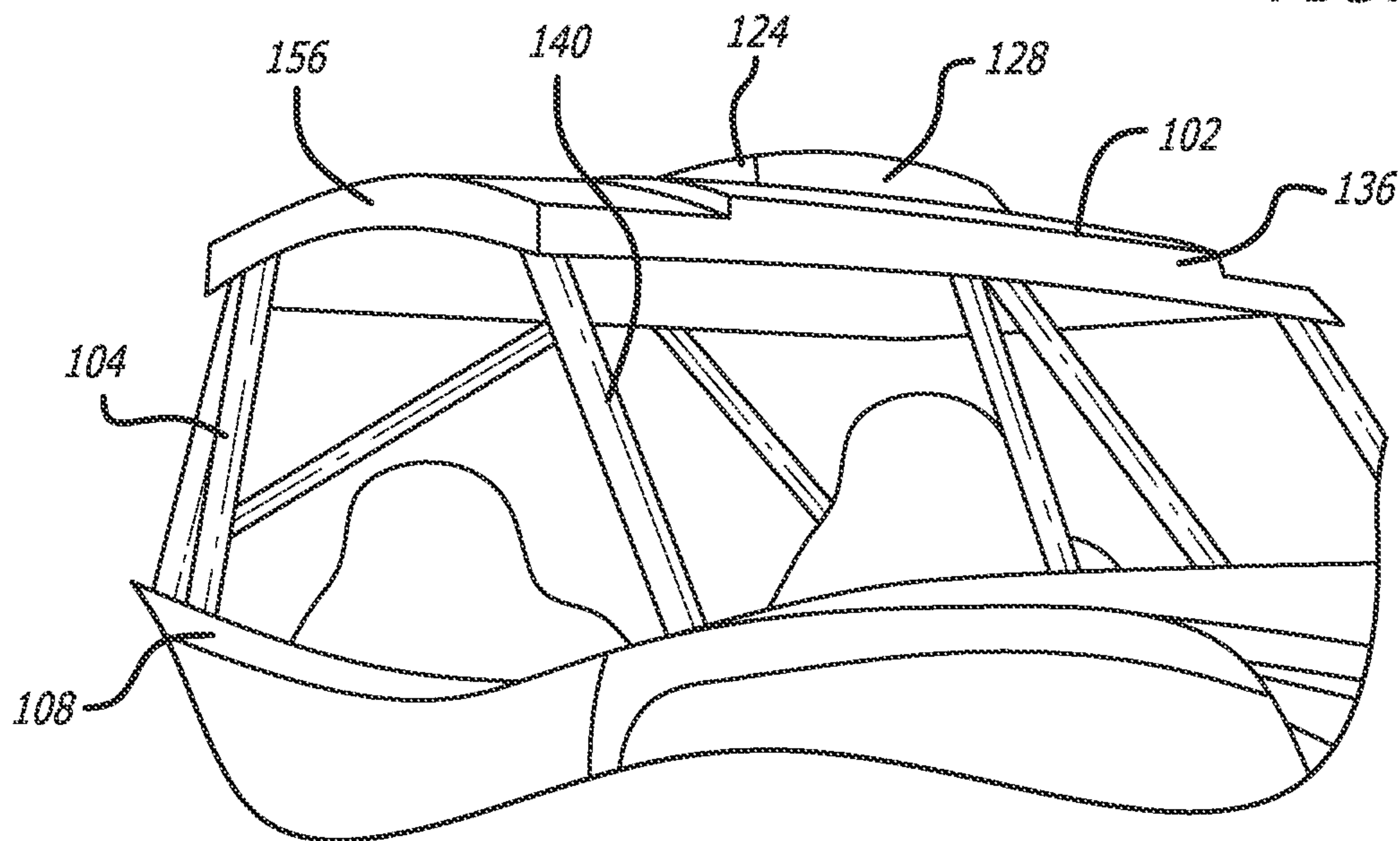
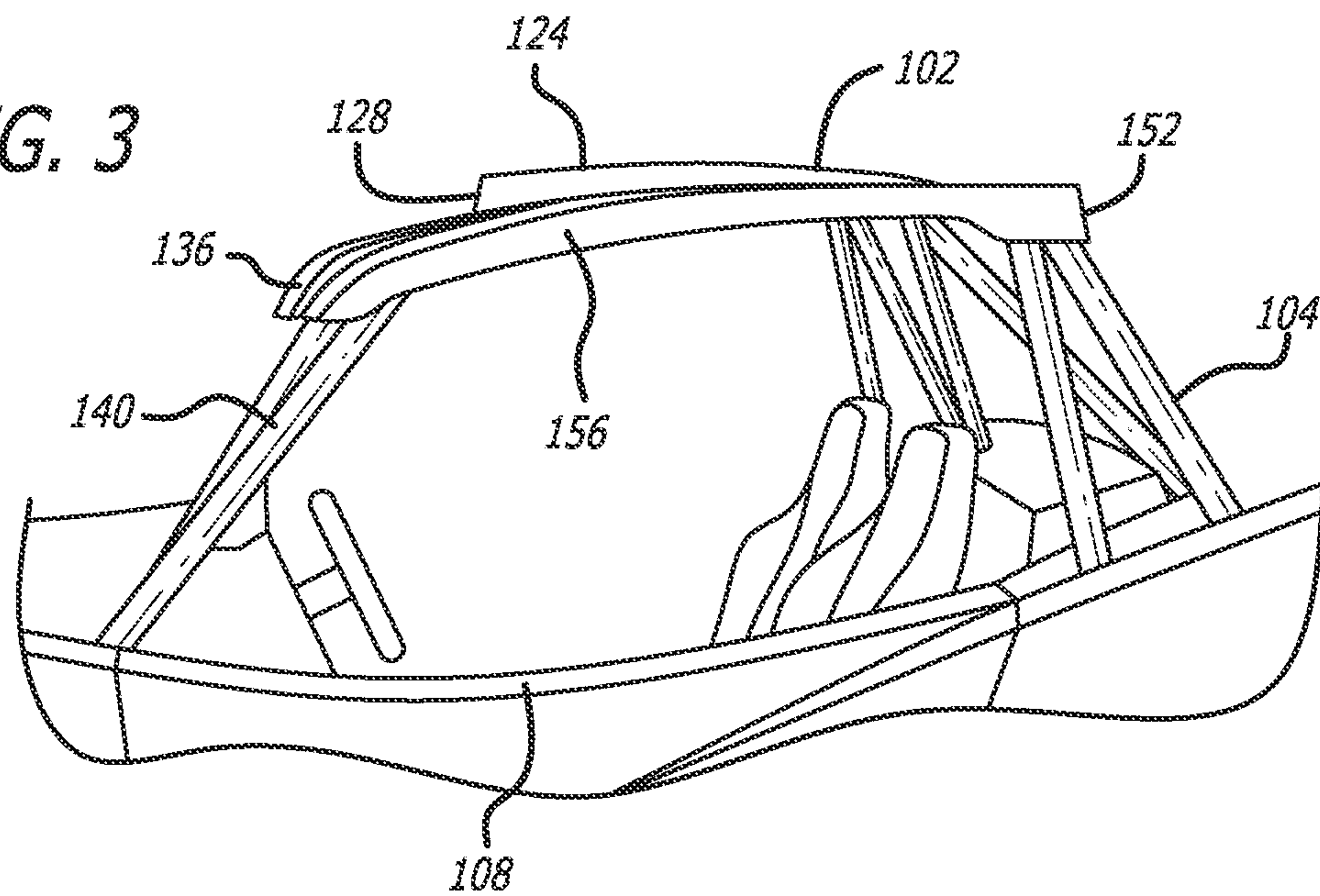
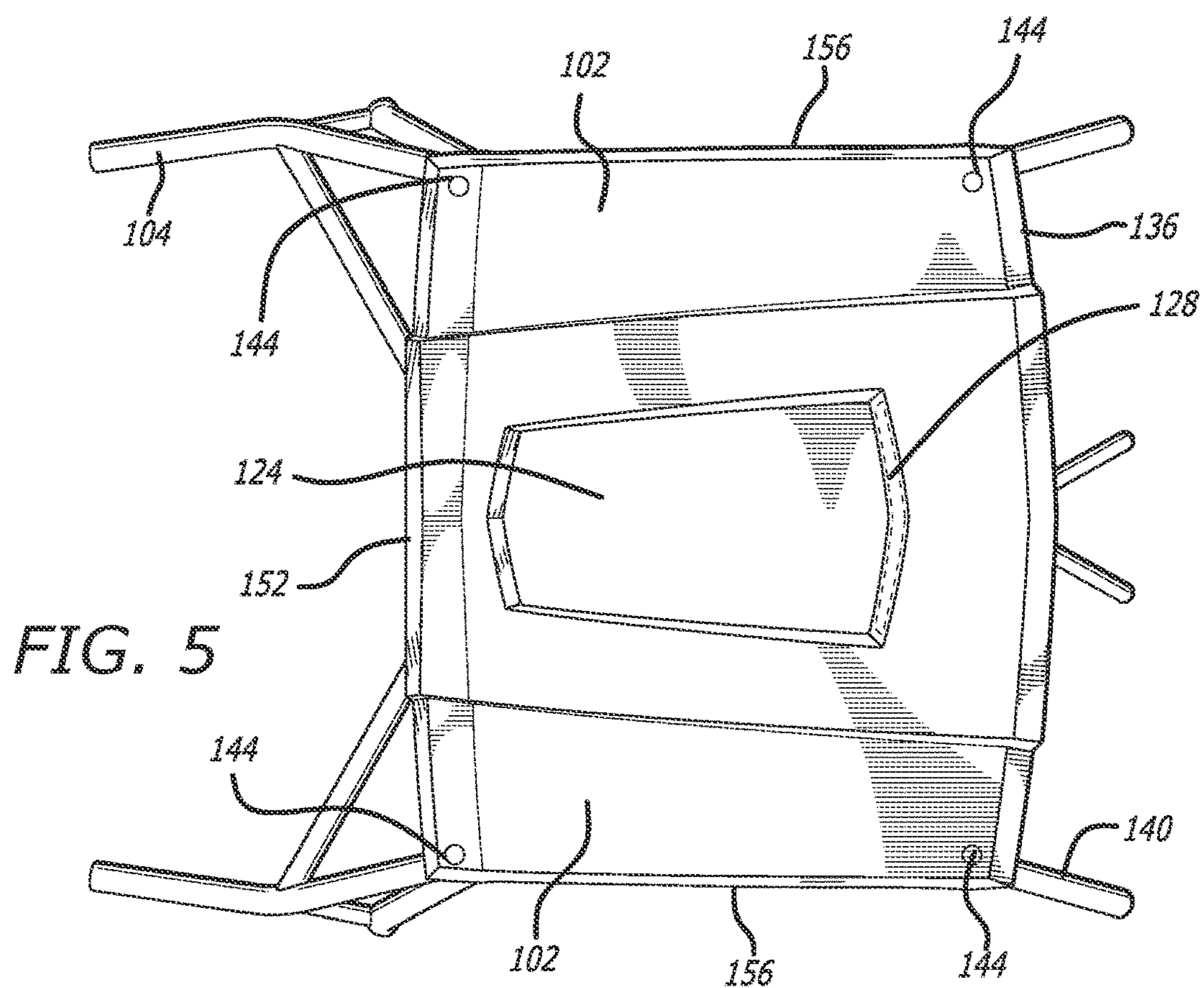
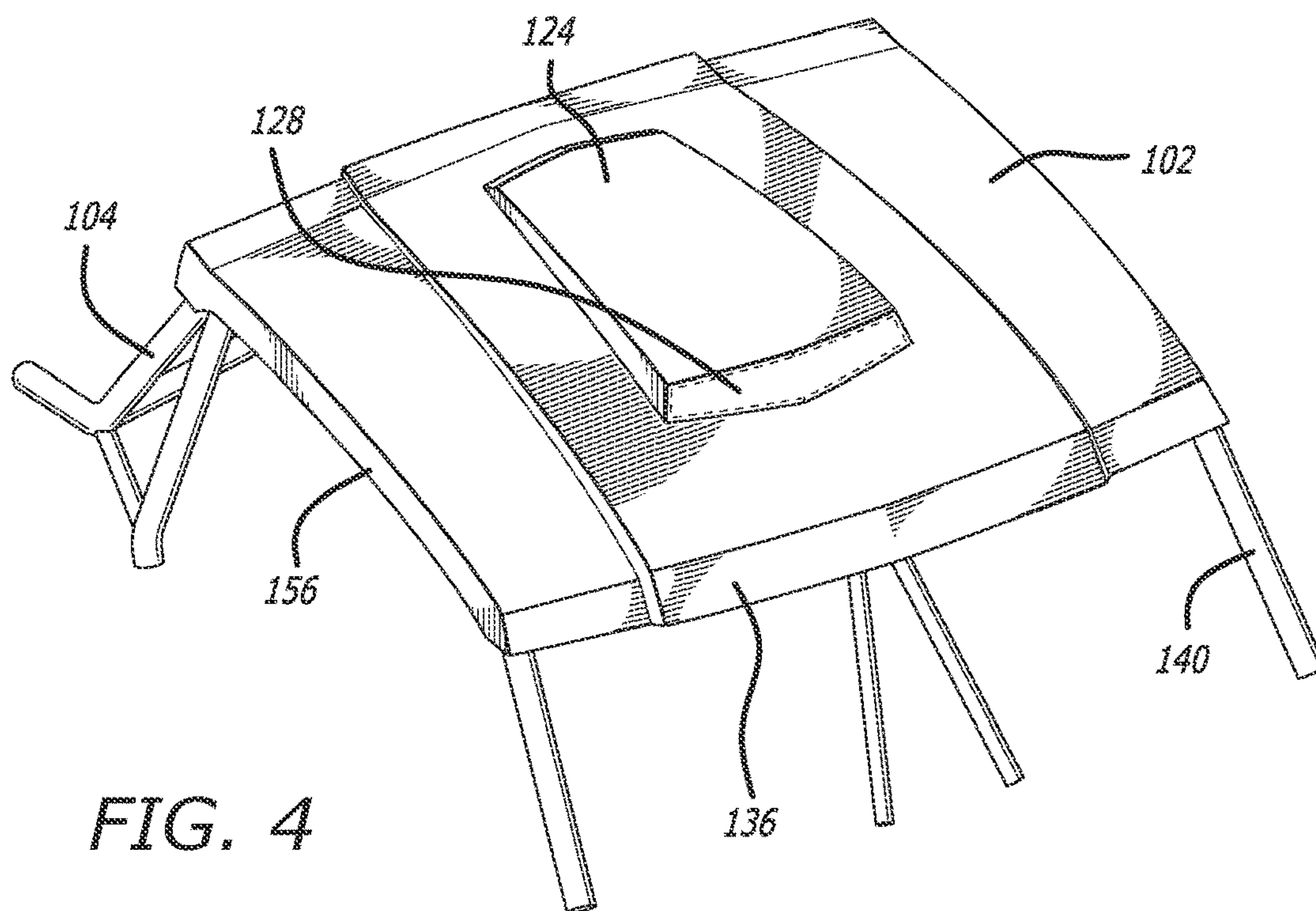


FIG. 3







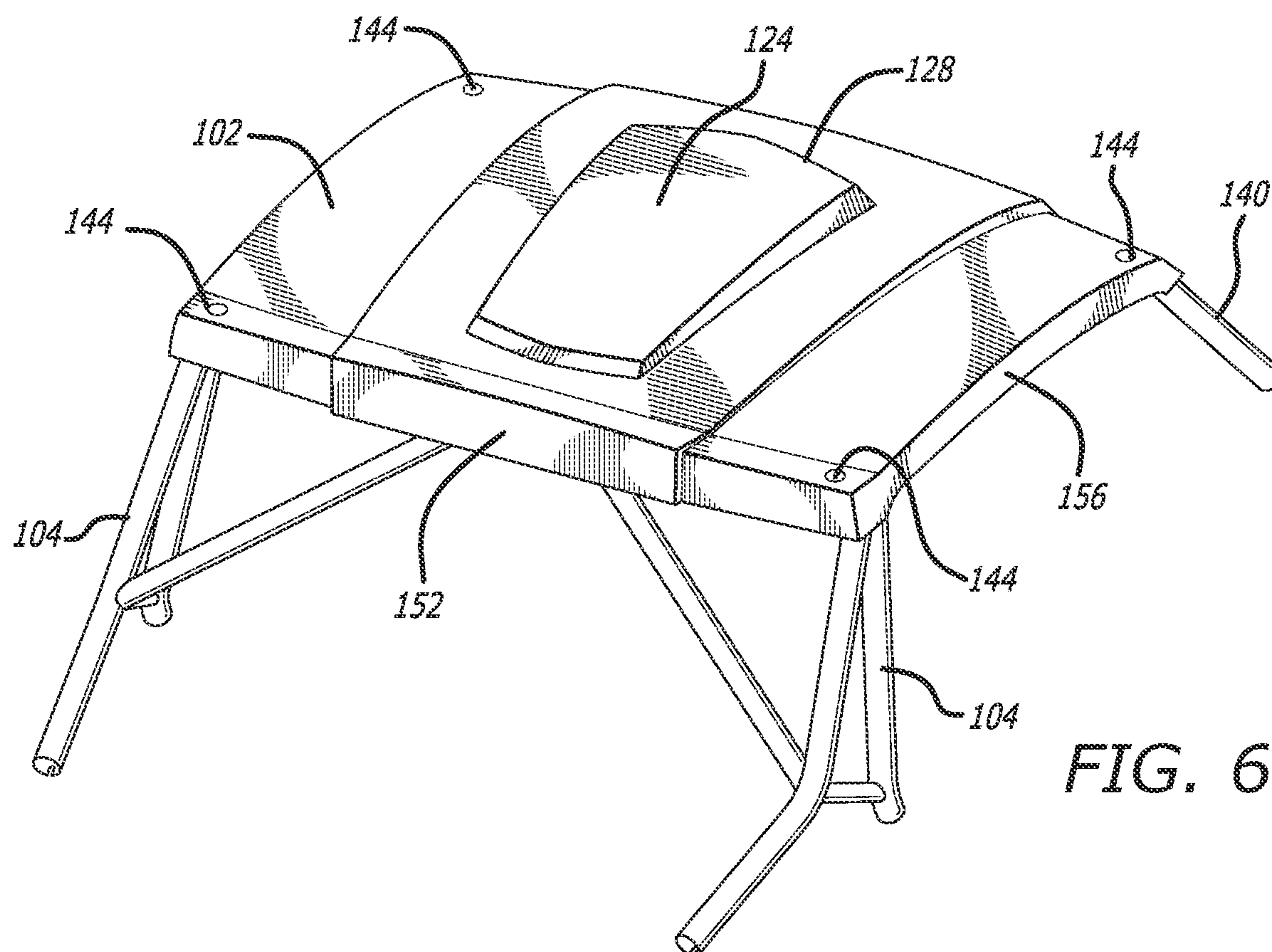


FIG. 6

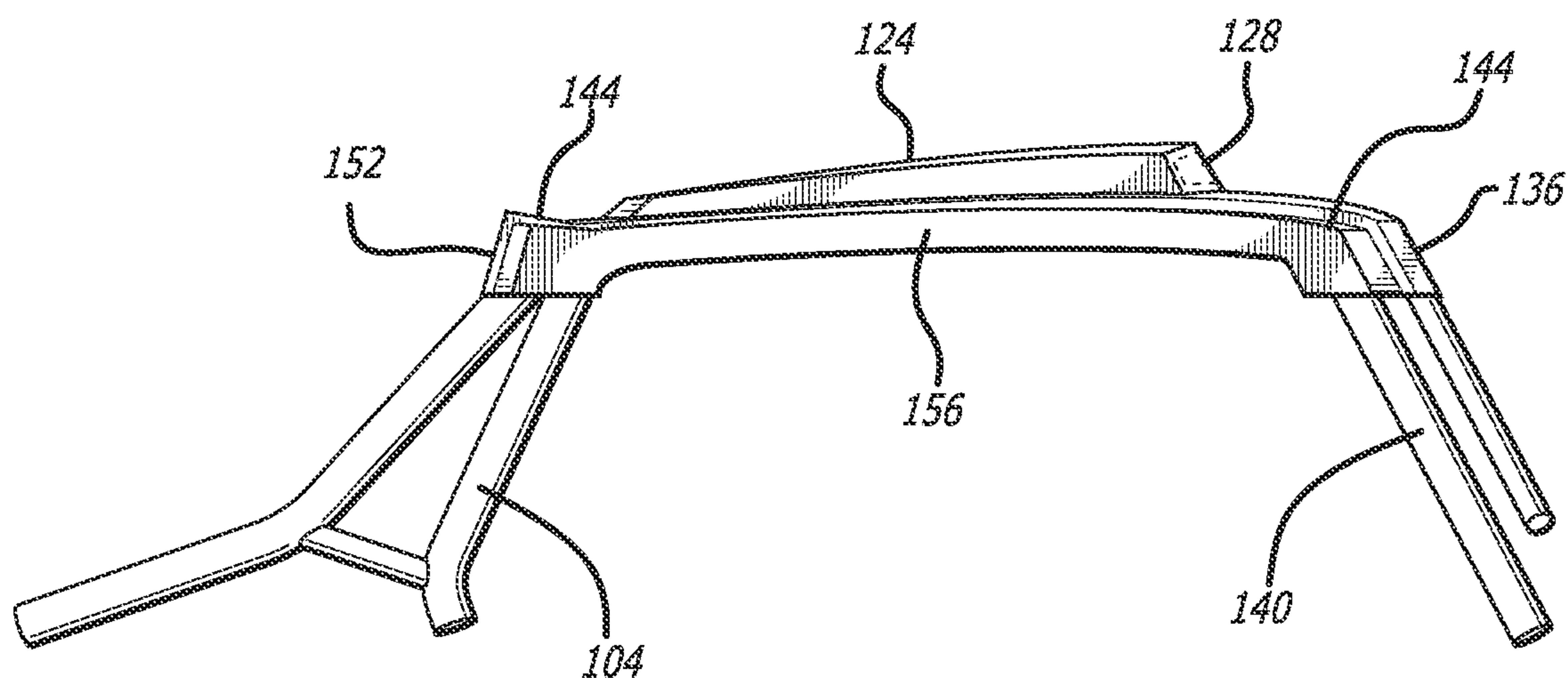


FIG 7



1

**VENTED ROOF PANEL****PRIORITY**

This application claims the benefit of and priority to U.S. patent application Ser. No. 16/287,934 filed Feb. 27, 2019 and U.S. Provisional Application, entitled "Vented Roof Panel," filed on Mar. 22, 2018 and having application Ser. No. 62/646,827.

**FIELD**

The field of the present disclosure generally relates to vehicle safety. More particularly, the field of the invention relates to an apparatus for a vented roof panel for coupling with a vehicle roll-cage to provide protection to occupants within the vehicle during travel over rough terrain or during a rolling over of the vehicle.

**BACKGROUND**

Off-road vehicles enjoy an enthusiastic following because of their many uses and versatility. As a result, several types of motorsports involve racing of various types of off-road vehicles. For example, competitions exist that are dedicated to various types of terrain, such as rally, desert racing, and rock-crawling. Besides their use in various motorsports, off-road vehicles commonly are used for sight-seeing and traveling to areas that may not be accessed by way of standard, paved roads.

The use of higher clearance, higher traction vehicles enables off-road vehicles to access trails and roads having rough, low traction surfaces that may not be traversed using a standard, on-road vehicle. As such, off-road vehicles typically comprise larger wheels, wider tires, and suspension configurations that are specifically engineered for use in off-road applications. As a consequence of such suspension configurations, as well as the rough terrain typically traversed, driver and passenger safety is a crucial concern. For example, drivers and passengers typically must be wear safety restraints during off-road travel. A wide variety of different types of safety harnesses are available for use with off-road vehicles.

Unlike on-road vehicles, such as passenger cars, off-road vehicles typically are open, often lacking windows, doors, and body panels common to passenger cars. A frame comprised of multiple structural members with attached doors is configured to protect the occupants in the event of a rollover situation. Given that off-road vehicles routinely travel over very rough terrain, such as mountainous regions, and are prone to tipping over, there is a desire to improve the safety, convenience, and comfort of off-road vehicles, while at the same improving the performance of such vehicles.

**SUMMARY**

A vented roof panel is provided for an overhead portion of a roll-over protection system of an off-road vehicle. In an embodiment, the vented roof panel comprises a planar member including a shape and a curvature that match the overhead portion to facilitate closely attaching the vented roof panel to the roll-over protection system. The planar member may be formed of a rigid material, such as any of various plastics, preferably injection molded plastic, or other similar materials. An air scoop including an air inlet port is centrally disposed in the planar member. The air inlet port is disposed in a forward-facing portion of the air scoop and

2

configured to direct an airstream from outside to inside the vehicle. The vented roof panel may be attached to tubular frame members comprising the roll-over protection system by way of one or more suitable fasteners. A front lip extends along the width of the vented roof panel from a driver side to a passenger side of the vehicle. The front lip is swept at a similar oblique angle as a windshield portion of the roll-over protection system and is configured to protect occupants from rocks and other debris. In some embodiments, rear and side lips are disposed along the edges of the vented roof panel and configured to direct water runoff away from a top portion of the vented roof panel.

In an exemplary embodiment, a vented roof panel for an overhead portion of a roll-over protection system of a vehicle comprises: a planar member including a shape and a curvature that match the overhead portion; an air scoop that is centrally disposed in the planar member; and an air inlet port disposed in a forward-facing portion of the air scoop.

In another exemplary embodiment, the planar member is formed of any of various plastics, such as injection molded plastic, or other similar material. In another exemplary embodiment, the shape and the curvature facilitate closely coupling the vented roof panel to the overhead portion of the roll-over protection system. In another exemplary embodiment, the planar member is configured to provide additional head protection to occupants of the vehicle.

In another exemplary embodiment, the air inlet port is configured to direct an airstream from outside to inside the vehicle. In another exemplary embodiment, the air inlet port is configured to reduce heated air being trapped above the heads of occupants of the vehicle. In another exemplary embodiment, the air inlet port is configured to allow heated air to escape through the air scoop, thereby maintaining a relatively cool environment within the vehicle. In another exemplary embodiment, the air scoop is implemented with a forward-facing panel, in lieu of the air inlet port. In another exemplary embodiment, the forward-facing panel is configured to give a practitioner a choice of creating a custom air inlet port or leaving the forward-facing panel intact.

In another exemplary embodiment, the vented roof panel further comprises a front lip that extends along the width of the vented roof panel. In another exemplary embodiment, the front lip is swept at a substantially similar oblique angle as a windshield portion of the roll-over protection system. In another exemplary embodiment, the front lip is configured to protect occupants in a cab enclosure of the vehicle from falling rocks and other debris. In another exemplary embodiment, the front lip is configured to operate similarly to a visor that blocks at least a portion of the sun's rays from hindering a driver's vision.

In another exemplary embodiment, fasteners are implemented to attach the vented roof panel to the overhead portion of the roll-over protection system, the fasteners being disposed near corner portions of the vented roof panel. In another exemplary embodiment, the fasteners include one or more of any of various hardware fasteners suitable for securely coupling the vented roof panel to tubular frame members comprising the overhead portion. In another exemplary embodiment, the fasteners comprise any of bolts, nuts, washers, rivets, screws, locking pins, clamps, clasps, clips, retaining rings, and the like.

In another exemplary embodiment, the vented roof panel further comprises a rear lip extending along the width of the vented roof panel. In another exemplary embodiment, the rear lip comprises a strip portion of the vented roof that is angled at or near a substantially 90-degree angle with



3

respect to a top portion of the vented roof panel. In another exemplary embodiment, the rear lip overhangs one or more tubular frame members comprising a rear portion of the roll-over protection system. In another exemplary embodiment, the rear lip is configured to hide the one or more tubular frame members from direct view. In another exemplary embodiment, the rear lip is configured to provide a drip line for water runoff from the top portion of the vented roof panel.

In another exemplary embodiment, the vented roof panel further comprises a side lip that extends along each of a driver side and a passenger side of the overhead portion. In another exemplary embodiment, each side lip includes an angled portion that overhangs one or more tubular frame members comprising the roll-over protection system. In another exemplary embodiment, each side lip is disposed at or near a substantially 90-degree angle with respect to a top portion of the vented roof panel. In another exemplary embodiment, each of the side lips is configured to hide one or more tubular frame members comprising the roll-over protection system from direct view. In another exemplary embodiment, each of the side lips is configured to provide a drip line for water runoff from the top portion of the vented roof panel.

#### BRIEF DESCRIPTION OF THE DRAWINGS

The drawings refer to embodiments of the present disclosure in which:

FIG. 1 illustrates an off-road vehicle that includes an exemplary embodiment of a vented roof panel in accordance with the present disclosure;

FIG. 2 illustrates a front perspective view of the vented roof panel of FIG. 1, according to the present disclosure;

FIG. 3 illustrates a side view of the vented roof panel of FIG. 2 in accordance with the present disclosure;

FIG. 4 illustrates a front isometric view of an exemplary embodiment of a vented roof panel coupled with an overhead portion of a roll-over protection system in accordance with the present disclosure;

FIG. 5 illustrates a top view of an exemplary embodiment of a vented roof panel, according to the present disclosure;

FIG. 6 illustrates a rear isometric view of an exemplary embodiment of a vented roof panel, according to the present disclosure; and

FIG. 7 illustrates a side plan view of an exemplary embodiment of a vented roof panel, according to the present disclosure.

While the present disclosure is subject to various modifications and alternative forms, specific embodiments thereof have been shown by way of example in the drawings and will herein be described in detail. The invention should be understood to not be limited to the particular forms disclosed, but on the contrary, the intention is to cover all modifications, equivalents, and alternatives falling within the spirit and scope of the present disclosure.

#### DETAILED DESCRIPTION

In the following description, numerous specific details are set forth in order to provide a thorough understanding of the present disclosure. It will be apparent, however, to one of ordinary skill in the art that the invention disclosed herein may be practiced without these specific details. In other instances, specific numeric references such as “first panel,” may be made. However, the specific numeric reference should not be interpreted as a literal sequential order but

4

rather interpreted that the “first panel” is different than a “second panel.” Thus, the specific details set forth are merely exemplary. The specific details may be varied from and still be contemplated to be within the spirit and scope of the present disclosure. The term “coupled” is defined as meaning connected either directly to the component or indirectly to the component through another component. Further, as used herein, the terms “about,” “approximately,” or “substantially” for any numerical values or ranges indicate a suitable dimensional tolerance that allows the part or collection of components to function for its intended purpose as described herein.

In general, the present disclosure describes a vented roof panel for an overhead portion of a roll-over protection system of an off-road vehicle. The vented roof panel comprises a planar member that includes a shape and a curvature that match the overhead portion to enable closely attaching the vented roof panel to the roll-over protection system. The planar member is formed of any of various plastics, such as injection molded plastic, or other similar materials. An air scoop including an air inlet port is centrally disposed in the planar member. The air inlet port is disposed in a forward-facing portion of the air scoop and configured to direct an airstream from outside to inside the vehicle. The vented roof panel may be attached to tubular frame members comprising the roll-over protection system by way of one or more suitable fasteners. A front lip extends along the width of the vented roof panel from a driver side to a passenger side of the vehicle. The front lip is swept at a similar oblique angle as a windshield portion of the roll-over protection system and is configured to protect occupants from rocks and other debris.

FIG. 1 shows an off-road vehicle **100** that includes an exemplary embodiment of a vented roof panel **102** in accordance with the present disclosure. As disclosed hereinabove, the off-road vehicle **100** generally is of a Utility Task Vehicle (UTV) variety that seats two occupants, includes a roll-over protection system **104**, and may have a cab enclosure **108**. The roll-over protection system **104** may be a portion of a tube-frame structure that is configured to support various components of the off-road vehicle. Rear wheels **112** of the off-road vehicle **100** may be operably coupled with a chassis **116** by way of a trailing arm suspension system. Front wheels **120** may be operably coupled with the chassis **116** by way of a front suspension system.

As shown in FIGS. 2-3, the vented roof panel **102** may be attached to an overhead portion of the roll-over protection system **104**. The vented roof panel **102** generally is planar member that may be formed of any of various plastics, such as injection molded plastic, or other similar materials. As best shown in FIG. 3, the vented roof panel **102** may include a shape and a curvature that match the shape and curvature of an overhead portion of the roll-over protection system **104**, such that the vented roof panel **102** may be closely coupled to, and supported by, the overhead portion of the roll-over protection system **104**. It is contemplated that the vented roof panel **102** may provide additional head protection to occupants, thereby protecting the occupants from potentially serious injuries arising due to, for example, falling rocks that have been kicked up by other vehicles operating ahead of the vehicle **100**.

In the embodiment illustrated in FIGS. 2-3, the vented roof panel **102** includes an air scoop **124** that is centrally disposed between a driver side and a passenger side of the vehicle **100**. An air inlet port **128** may be disposed in a forward-facing portion of the air scoop **124**. As will be



## 5

appreciated, the air inlet port **128** may be configured to direct an airstream from outside to inside the vehicle **100**. It is contemplated that the airstream advantageously reduces instances of heated air being trapped under to the roof panel **102** above the heads of occupants. It is further contemplated that when the vehicle **100** is stationary, the air inlet port **128** allows heated air to escape from underneath the vented roof panel **102**, thereby maintaining a relatively cooler environment within the cab enclosure **108**.

FIGS. 4-7 illustrate an exemplary embodiment of the vented roof panel **102** coupled with the roll-over protection system **104** in absence of the off-road vehicle **100**. In the embodiment illustrated in FIG. 4, the vented roof panel **102** includes the air scoop **124** and the air inlet port **128**, as discussed hereinabove. In some embodiments, however, the air scoop **124** may be implemented with a forward-facing panel, in lieu of the air inlet port **128**. It is contemplated that the forward-facing panel may enable practitioners of the vented roof panel **102** to create custom air inlet ports, as desired. In some instances, however, the practitioners may opt to omit creating the air inlet ports, and thus the forward-facing panel **132** may be left intact.

As further shown in FIG. 4, the roll-over protection system **104** includes a front lip **136** extending from the driver side to the passenger side, along the width of the vented roof panel **102**. The front lip **136** generally is a swept strip of the vented roof panel **102** that is oriented at a substantially similar oblique angle as a windshield portion **140** of the roll-over protection system **104**. In some embodiments, the front lip **136** may contribute to protecting occupants in the cab enclosure **108** from falling rocks and other debris that may be encountered during traveling over rough terrain. Further, the front lip **136** may operate similarly to a visor that blocks at least a portion of the sun's rays from hindering a driver's vision.

FIG. 5 illustrates a top view of the exemplary embodiment of the vented roof panel **102** shown in FIG. 4. As discussed hereinabove, the illustrated embodiments of the vented roof panel **102** are shown coupled with the roll-over protection system **104**, in absence of the off-road vehicle **100**. As best shown in FIG. 5, multiple fasteners **144** may be implemented to attach the vented roof panel **102** to the roll-over protection system **104**. As will be appreciated, the fasteners **144** preferably are disposed near the corner portions of the vented roof panel **102**. It is contemplated that the fasteners **144** may include one or more of any of various hardware fasteners suitable for securely coupling the vented roof panel **102** to the tubular frame members comprising the roll-over protection system **104**. As such, the fasteners **144** may comprise any of bolts, nuts, washers, rivets, screws, locking pins, clamps, clasps, clips, retaining rings, and the like, without limitation.

FIG. 6 illustrates a rear isometric view of the exemplary embodiment of the vented roof panel **102** shown in FIGS. 4 and 5. As best shown in FIG. 6, the vented roof panel **102** comprises a rear lip **152** extending along the width of the vented roof panel from the driver side to the passenger side of the vented roof panel **102**. In some embodiments, the rear lip **152** may comprise a strip portion of the vented roof panel **102** that is angled at or near a substantially 90-degree angle with respect to a top portion of the roof. In some embodiments, the rear lip **152** overhangs one or more of the tubular frame members comprising a rear portion of the roll-over protection system **104**. In some embodiments, the rear lip **152** may serve an aesthetic purpose of hiding the tubular frame members from direct view. In some embodiments, however, the rear lip **152** may provide a drip line for water

## 6

runoff from the top portion of the roof. As such, the rear lip **152** may advantageously direct water runoff away from the tubular frame members comprising the roll-over protection system **104**, thereby inhibiting corrosion of the tubular frame members that might otherwise occur due to continual contact with water, dirt, and/or other contaminants.

FIG. 7 illustrates a side plan view of the exemplary embodiment of the vented roof panel **102** shown in FIG. 6. As shown in FIG. 7, a side lip **156** extends along the driver side and passenger side of the vented roof panel **102**. The side lips **156** operate similarly to the rear lip **152**, described above. Accordingly, the side lips **156** include angled portions that overhang portions of the tubular frame members comprising the top portion of the roll-over protection system **104**. In some embodiments, the side lips **156** may be disposed at or near substantially 90-degree angles with respect to the top portion of the vented roof panel **102**. Similar to the rear lip **152**, the side lips **156** may serve an aesthetic purpose of hiding the tubular frame members of the roll-over protection system **104** from direct view. Further, the side lips **156** may provide drip lines for water runoff from the top portion of the vented roof panel **102** so as to inhibit corrosion of the tubular frame members that might otherwise occur due to continual contact with water, dirt, and/or other contaminants.

While the invention has been described in terms of particular variations and illustrative figures, those of ordinary skill in the art will recognize that the invention is not limited to the variations or figures described. In addition, where methods and steps described above indicate certain events occurring in certain order, those of ordinary skill in the art will recognize that the ordering of certain steps may be modified and that such modifications are in accordance with the variations of the invention. Additionally, certain of the steps may be performed concurrently in a parallel process when possible, as well as performed sequentially as described above. To the extent there are variations of the invention, which are within the spirit of the disclosure or equivalent to the inventions found in the claims, it is the intent that this patent will cover those variations as well. Therefore, the present disclosure is to be understood as not limited by the specific embodiments described herein, but only by scope of the appended claims.

What is claimed is:

1. A vented roof panel for an overhead portion of a roll-over protection system of a vehicle, the vented roof panel comprising:

- a planar member configured to cover an open top of the vehicle, the planar member configured to be mounted over a top of the roll-over protection system,
- a front lip, a rear lip, and side lips extend from the planar member, wherein the front lip, the rear lip, and the side lips are continuous, the rear lip and the side lips are perpendicular to the planar portion, and the front lip is inclined downwards at an angle that corresponds to an angle of a windshield of the vehicle such that to overlap an upper portion of the windshield;
- an air scoop that is centrally disposed in the planar member; and
- an air inlet port disposed in a forward-facing portion of the air scoop,
- wherein the rear lip overhangs a rear tubular frame member of the roll-over protection system hiding the rear tubular frame member.

2. The vented roof panel of claim 1, wherein the vented roof panel is closely mounted over the top of the roll-over protection system.



7

3. The vented roof panel of claim 1, wherein the planar member is configured to provide head protection to occupants of the vehicle.

4. The vented roof panel of claim 1, wherein the air inlet port is configured to direct an airstream from outside to inside the vehicle.

5. The vented roof panel of claim 1, wherein the air scoop is implemented with a forward-facing panel.

6. The vented roof panel of claim 5, wherein the air inlet port is disposed in the forward-facing panel.

7. The vented roof panel of claim 1, wherein the front lip extends along a width of the vented roof panel.

8. The vented roof panel of claim 7, wherein the angle of the front lip is an oblique angle.

9. The vented roof panel of claim 3, wherein the front lip is configured to protect the occupants from falling rocks and other debris.

10. The vented roof panel of claim 9, wherein the front lip acts as a visor that blocks at least a portion of the sun's rays from hindering a driver's vision.

11. The vented roof panel of claim 1, wherein the rear lip extends along a width of the vented roof panel.

12. The vented roof panel of claim 1, wherein the rear lip is configured to hide the rear tubular frame member.

13. The vented roof panel of claim 1, wherein the rear lip is configured to provide a drip line for water runoff from the vented roof panel.

14. A vented roof panel for an overhead portion of a roll-over protection system of a vehicle, the vented roof panel comprising:

a planar member configured to cover an open top of the vehicle, the planar member configured to be mounted over a top of the roll-over protection system,

a front lip, a rear lip, and side lips extend from the planar member, wherein the front lip, the rear lip, and the side lips are continuous, the rear lip and the side lips are

8

perpendicular to the planar portion, and the front lip is inclined downwards at an angle that corresponds to an angle of a windshield of the vehicle such that to overlap an upper portion of the windshield;

an air scoop that is centrally disposed in the planar member; and

an air inlet port disposed in a forward-facing portion of the air scoop, wherein the side lips extend along a length of the top of the roll-over protection system, wherein the side lips overhang side tubular frame members of the roll-over protection system.

15. The vented roof panel of claim 14, wherein the side lips are configured to hide side tubular frame members.

16. The vented roof panel of claim 15, wherein each of the side lips is configured to provide a drip line for water runoff from the vented roof panel.

17. A vented roof panel for an overhead portion of a roll-over protection system of a vehicle, the vented roof panel comprising:

a planar member configured to cover an open top of the vehicle, the planar member configured to be mounted over a top of the roll-over protection system,

a front lip, a rear lip, and side lips extend from the planar member, wherein the front lip, the rear lip, and the side lips are continuous, the rear lip and the side lips are perpendicular to the planar portion, and the front lip is inclined downwards at an angle that corresponds to an angle of a windshield of the vehicle such that to overlap an upper portion of the windshield;

an air scoop that is centrally disposed in the planar member; and

a panel disposed in a forward-facing portion of the air scoop, wherein the panel is configured to have an air inlet port, wherein the air inlet port is configured to direct an airstream from outside to inside the vehicle.

\* \* \* \* \*