

Aug. 25, 1925.

1,551,250

B. L. HENRY

DOLL

Filed Nov. 24, 1922

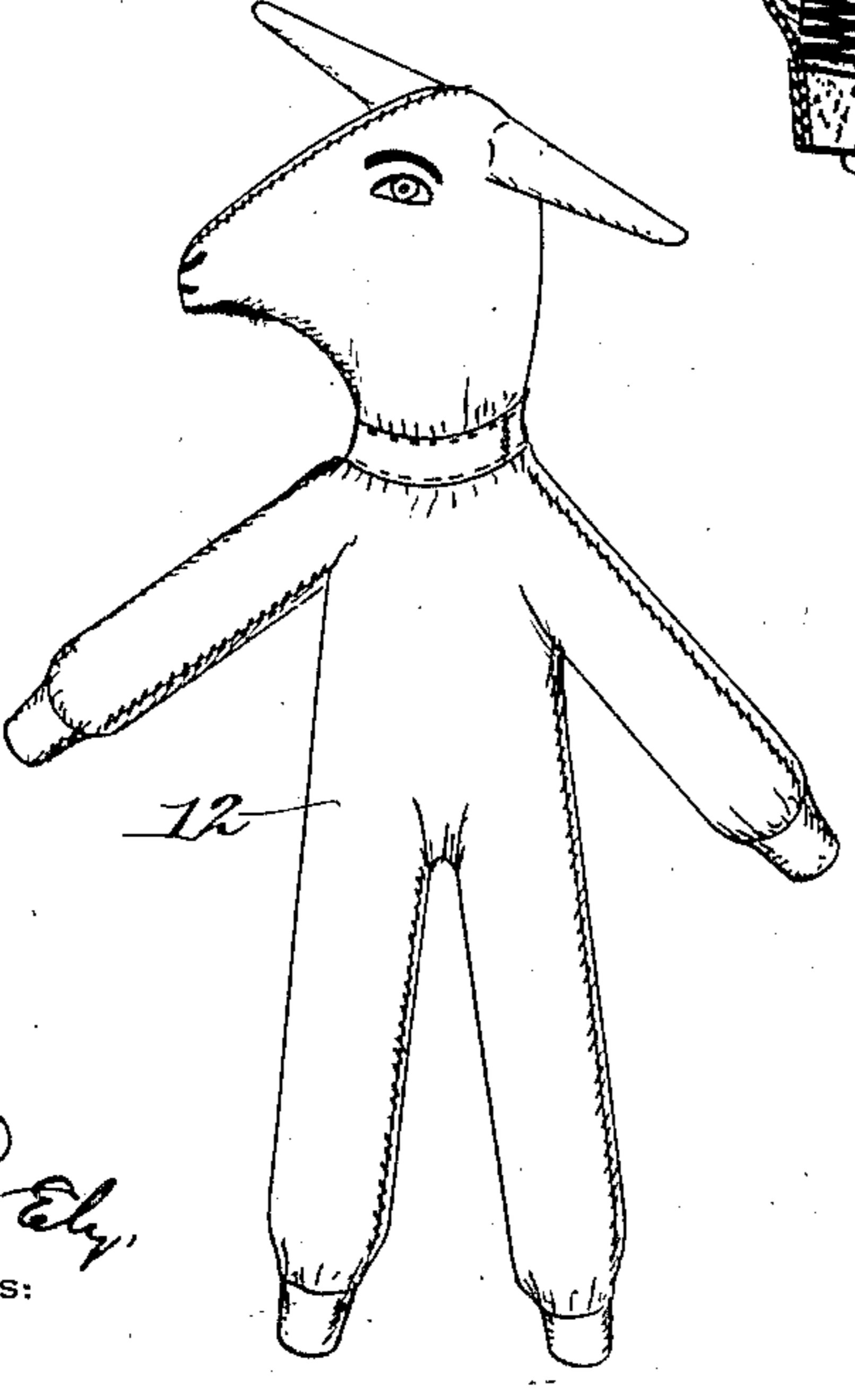
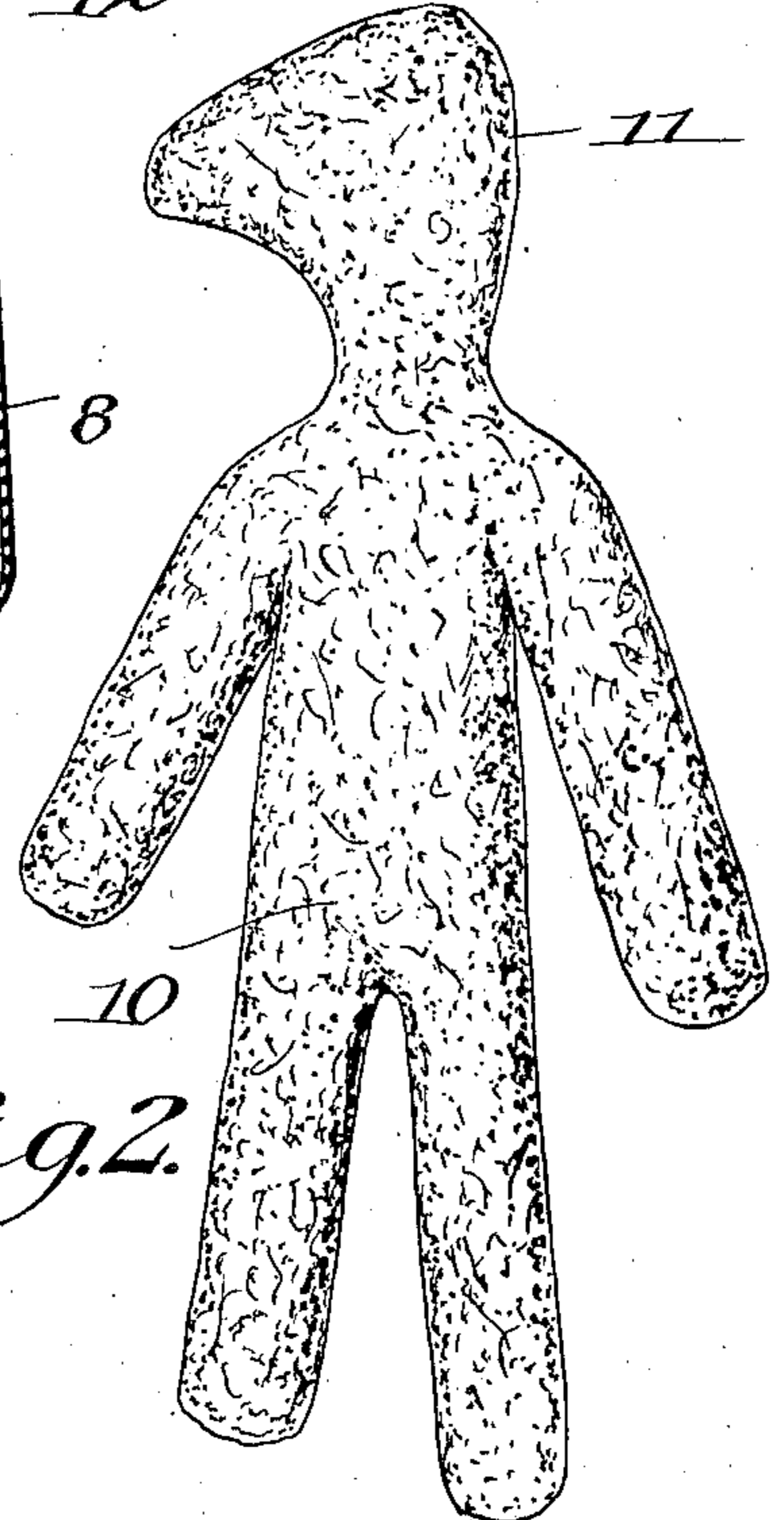
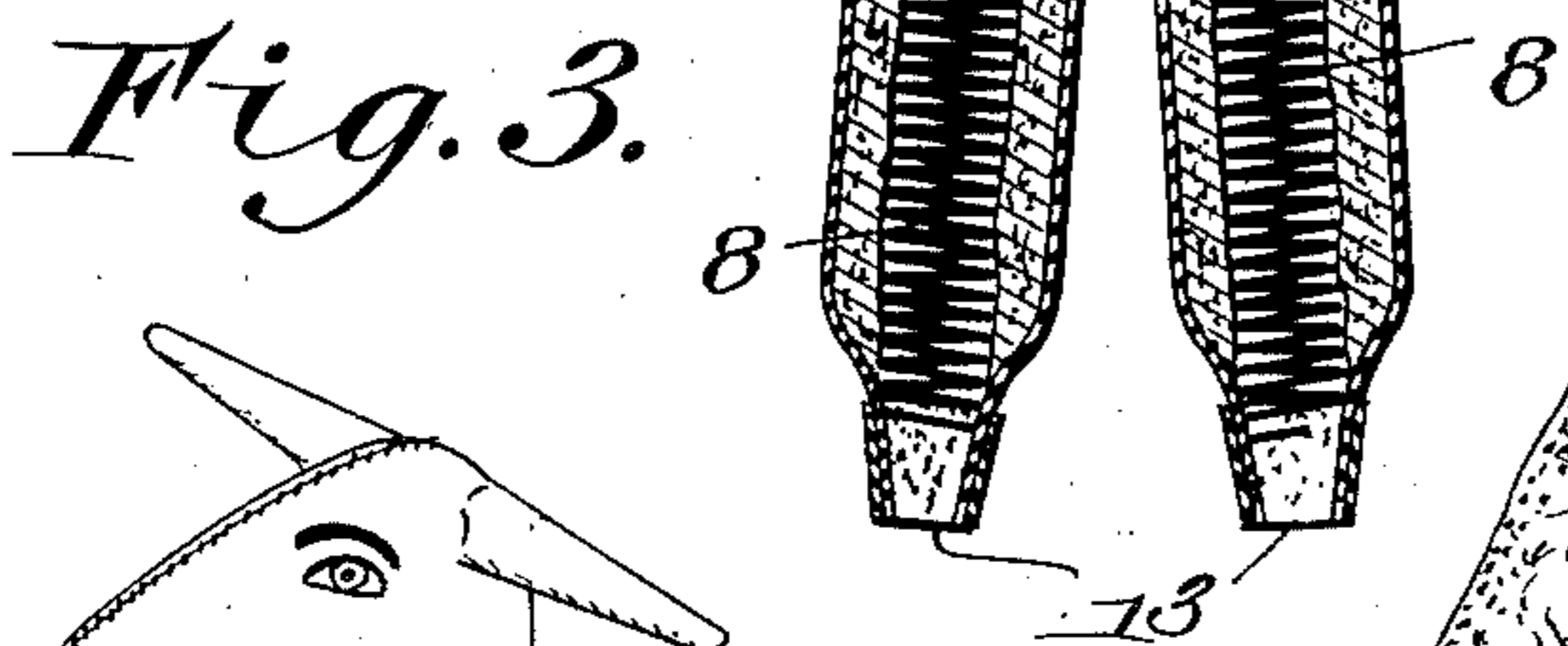

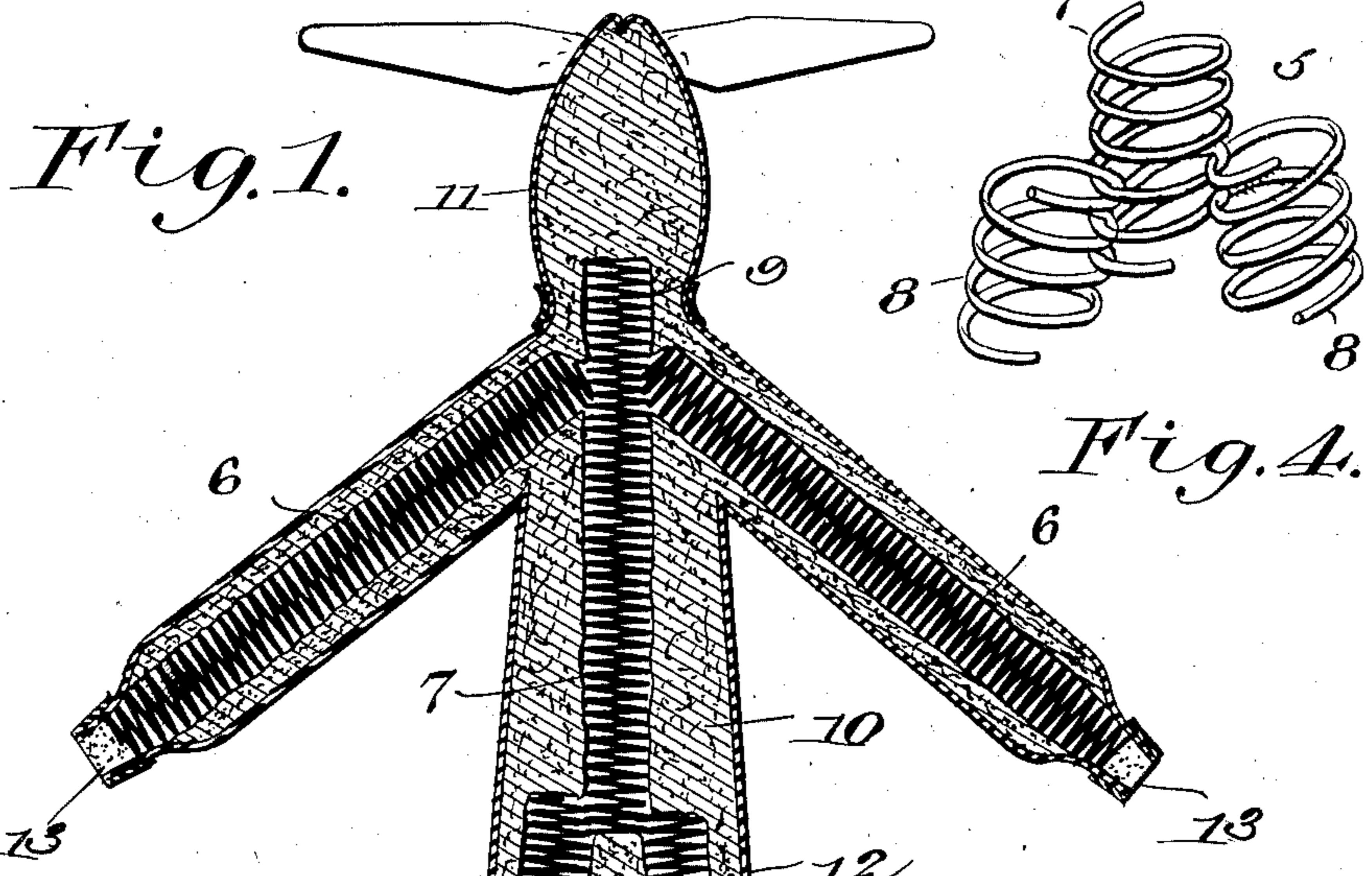


Fig. 2.

Berulah L. Henry. INVENTOR

BY Victor J. Evans ATTORNEY

WITNESS: Sw. Ely

Patented Aug. 25, 1925.

1,551,250

# UNITED STATES PATENT OFFICE.

BEULAH L. HENRY, OF NEW YORK, N. Y., ASSIGNOR OF ONE-THIRD TO EDWARD B. TWOMBLY, OF NEW YORK, N. Y.

## DOLL.

Application filed November 24, 1922. Serial No. 603,023.

*To all whom it may concern:*

Be it known that I, BEULAH L. HENRY, a citizen of the United States, residing at New York city, in the county of New York and State of New York, have invented new and useful Improvements in Dolls, of which the following is a specification.

This invention relates to dolls.

An object of the invention is to provide a doll whose adjuncts are relatively arranged and designed of materials which will give life like animation or springiness to the structure and render same capable of various contortions and inherently responsive to actions which will restore the parts or adjuncts to normal positions after distortion.

A still further object of the invention is to provide a doll of this character which will be of a sanitary construction and formed of a waterproof material so that it may be washed when the occasion necessitates.

Another object of the invention is to provide a device of this character which shall be simple and inexpensive of construction and capable of rapid manufacture.

Another object of the invention is to provide a doll consisting of a novel foundation or core structure adapted to be readily associated with an outer form giving material so that the outer character of the doll can be quickly changed at the will of the manufacturer.

With these and other objects in view, the invention resides in certain novel construction and combination and arrangement of parts, the essential features of which are hereinafter fully described, are particularly pointed out in the appended claims, and are illustrated in the accompanying drawing, in which:—

Figure 1 is a vertical section through the doll.

Figure 2 is a perspective view thereof in its partly finished state.

Figure 3 is a view similar to Figure 2 of the doll in its fully finished state.

Figure 4 is a perspective view showing fragments of the springs constituting the core or form of the doll.

In carrying the invention into practice, I use a form or core consisting of identical elastic strips of material 5. These strips may be in the form of rubber, felt, or the equivalent thereof. In practice, I find weak coil springs to be best for this purpose as

shown in Figures 1 and 4. These strips are arranged relatively to constitute the arms 6, 6, body 7 and legs 8, 8 of the doll. At the juncture of the leg springs with the base of the body spring 7 the convolutions of the former are threaded into convolutions of the latter so as to provide a hinge joint and to hold the several springs together. At the juncture of the arm springs 6 with the body spring 7, the convolutions of the former are threaded into adjacent convolutions of said body spring, preferably at a point below the upper extremity of said body spring. In this manner a jointed connection is formed between said arm springs and the mating body spring of the structure. By connecting the arm springs slightly below the upper extremity of the body spring, said upper extremity as illustrated at 9 is extended to form a flexible spring neck and head attaching part whose purpose will be presently explained.

When the several springs 5 are connected as aforesaid I cover all of them with a padding material 10 such as cotton batting or the like. This padding is preferably in sheet form and same is wrapped about the springs so as to give a body formation to the doll. A portion of the padding is made to embrace the neck portion 9 of the longitudinal spring 5 which joins the leg and arm springs. At this point the padding is extended upward and molded into the form of a head 11. I then envelop the structure within an elastic covering 12 of sheet rubber or other suitable waterproof material. This gives to the doll a permanent form and retains the cotton batting uniformly around the respective springs 5. It also provides a sanitary arrangement which will permit the doll to be washed as the occasion necessitates. The exposed extremities of the springs 5 are arranged in confinement with corks or other suitable elements 13 which give a conventional hand and foot appearance to the finished structure. The arrangement is such that the whole structure can be molded into innumerable characters in simulation of those pictured in fairy tales, nursery rhymes or the like. The outer enveloping structure or covering 12 co-acts with the springs 5 to give added elasticity to the structure. This lends to the animated characteristics of the structure as will be fully understood. A doll constructed in

60

65

70

75

80

85

90

95

100

105

110

this manner is capable of certain life like contortion and through the inherent nature of the adjuncts herein referred to the doll is automatically adapted to return to its normal form after being subjected to distortion.

While I have described what I deem to be the most desirable embodiment of my invention, it is obvious that many of the details may be varied without in any way departing from the spirit of my invention, and I therefore do not limit myself to the exact details of construction herein set forth nor to anything less than the whole of my invention limited only by the appended claims.

What is claimed as new is:—

1. A doll including a form consisting of a coil spring arranged to constitute the body of the doll, a pair of coil springs threadedly connected to the lower end of the first spring and arranged to constitute the legs of the doll, a pair of coil springs threadedly connected to the first spring adjacent its top which constitutes the arms of the doll, the portion of said first spring extending upwardly beyond the connection with the arm springs to form a flexible neck, and a pliable padding covering all of said springs.

2. A figure toy consisting of a coil spring arranged to constitute the body of the toy,

a pair of coil springs threadedly connected to the lower end of the first spring, a second pair of coil springs threadedly connected to the first spring adjacent its top, a portion of said first spring extending beyond the connection with the second pair of coil springs, all of said springs being enveloped by a pliable covering.

3. A toy including a form consisting of a plurality of springy limb and body forming members jointed together and movable relatively, the body forming member being a single coil spring, and the limb forming members being individual coil springs which are threaded into the body forming member to provide joints therewith, the body forming member at one end thereof extending beyond the point of juncture thereto of two of the limb forming members.

4. A toy including a form consisting of a plurality of coil springs arranged relatively to constitute the body, neck and limbs of a toy, a single coil spring constituting the body and neck forming member, and similar coil springs threadedly connected to the same to constitute the limb-forming members, all of said springs being enveloped by a pliable covering.

In testimony whereof I have affixed my signature.

BEULAH L. HENRY.