



US 20180329677A1

(19) **United States**

(12) **Patent Application Publication**  
**Gruber et al.**

(10) **Pub. No.: US 2018/0329677 A1**

(43) **Pub. Date: Nov. 15, 2018**

(54) **MULTI-MODAL INTERFACES**

*G06F 3/0481* (2006.01)

*G06F 3/0482* (2006.01)

(71) Applicant: **Apple Inc.**, Cupertino, CA (US)

(52) **U.S. Cl.**

(72) Inventors: **Thomas R. Gruber**, Santa Cruz, CA (US); **Mohammed A. Tayyeb**, Cupertino, CA (US); **Ron C. Santos**, San Jose, CA (US); **Madhusudan Chinthakunta**, Saratoga, CA (US)

CPC ..... *G06F 3/167* (2013.01); *G06F 3/0482* (2013.01); *G06F 3/04817* (2013.01); *G06F 3/0488* (2013.01)

(21) Appl. No.: **15/917,410**

(22) Filed: **Mar. 9, 2018**

(57) **ABSTRACT**

Systems and processes for operating an intelligent automated assistant to perform intelligent list reading are provided. In accordance with one example, a method includes, at an electronic device having one or more processors, receiving a first user input of a first input type, the first user input including a plurality of words; displaying, on the touch-sensitive display, the plurality of words; receiving a second user input of a second input type indicating a selection of a word of the plurality of words, the second input type different than the first input type; receiving a third user input; modifying the selected word based on the third user input to provide a modified one or more words; and displaying, on the touch-sensitive display, the modified one or more words.

**Related U.S. Application Data**

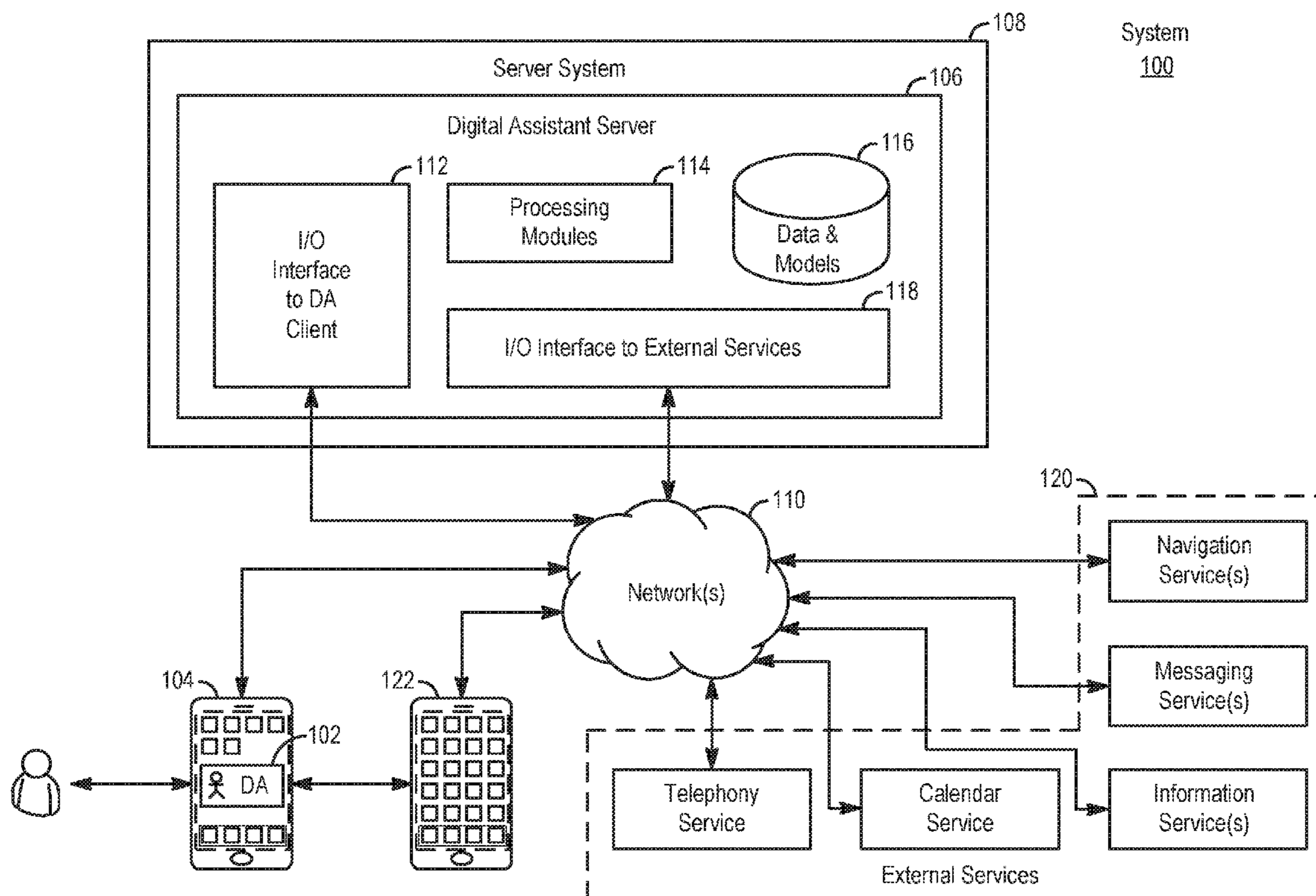
(60) Provisional application No. 62/506,571, filed on May 15, 2017.

**Publication Classification**

(51) **Int. Cl.**

*G06F 3/16* (2006.01)

*G06F 3/0488* (2006.01)



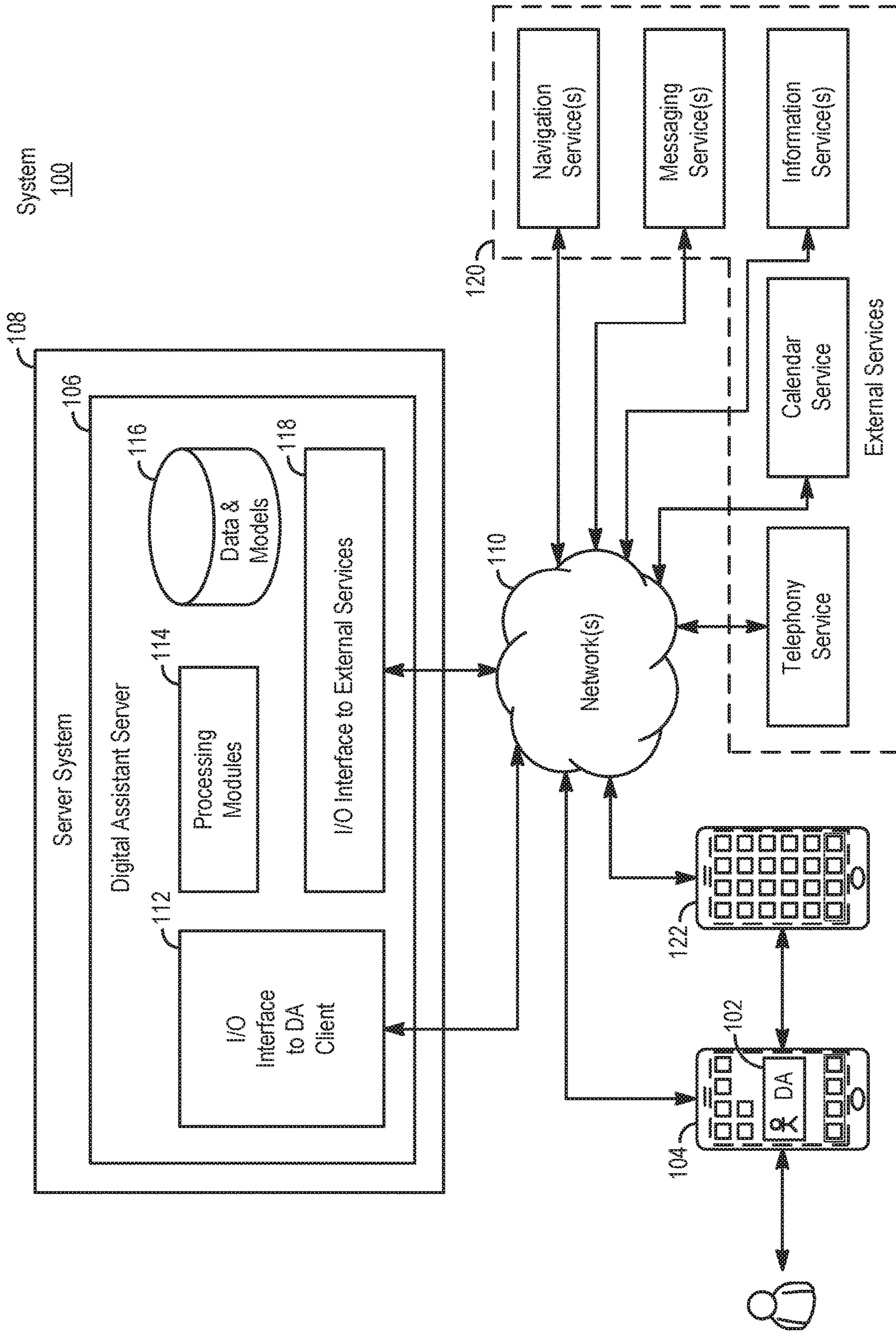


FIG. 1

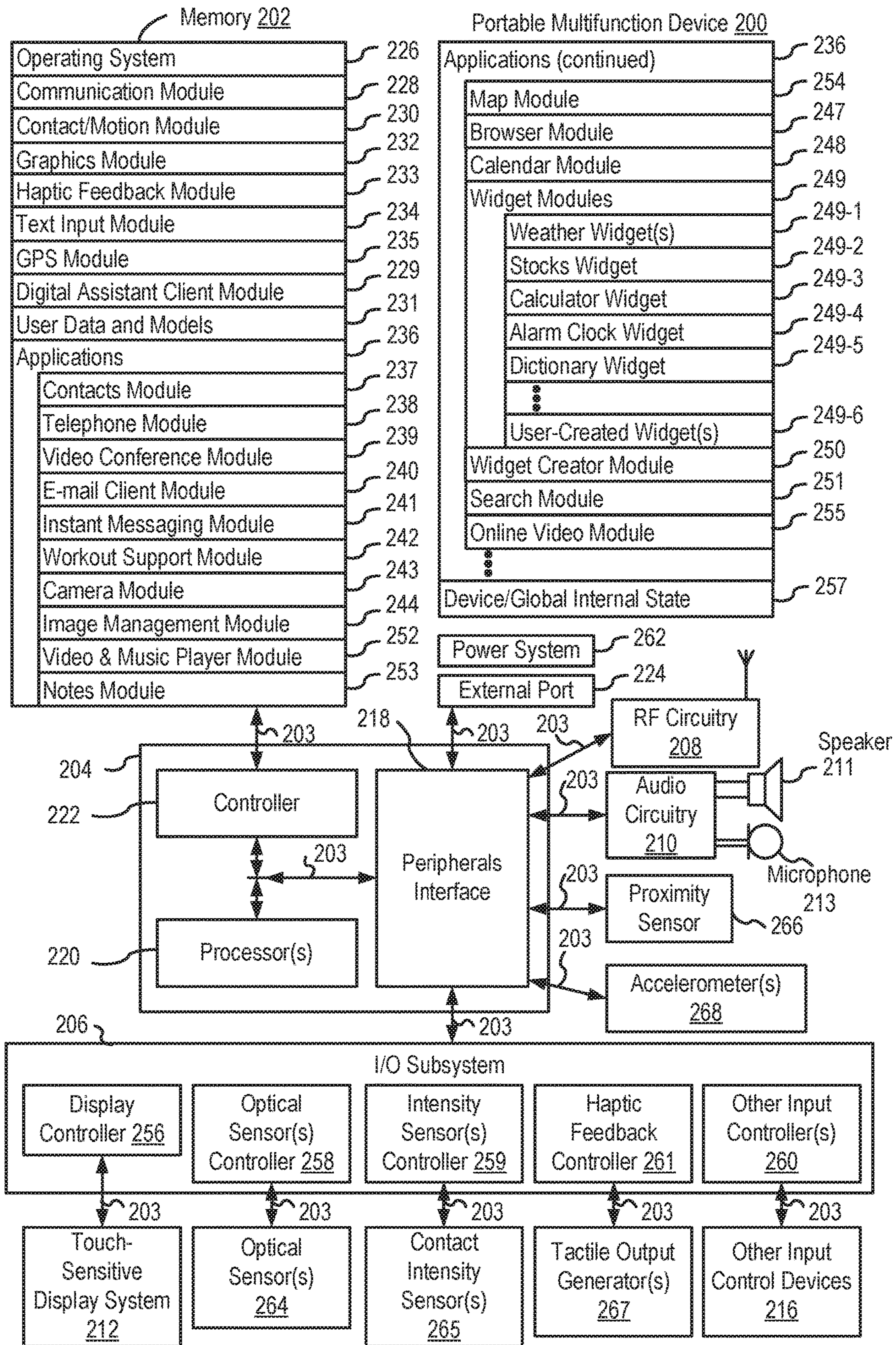


FIG. 2A

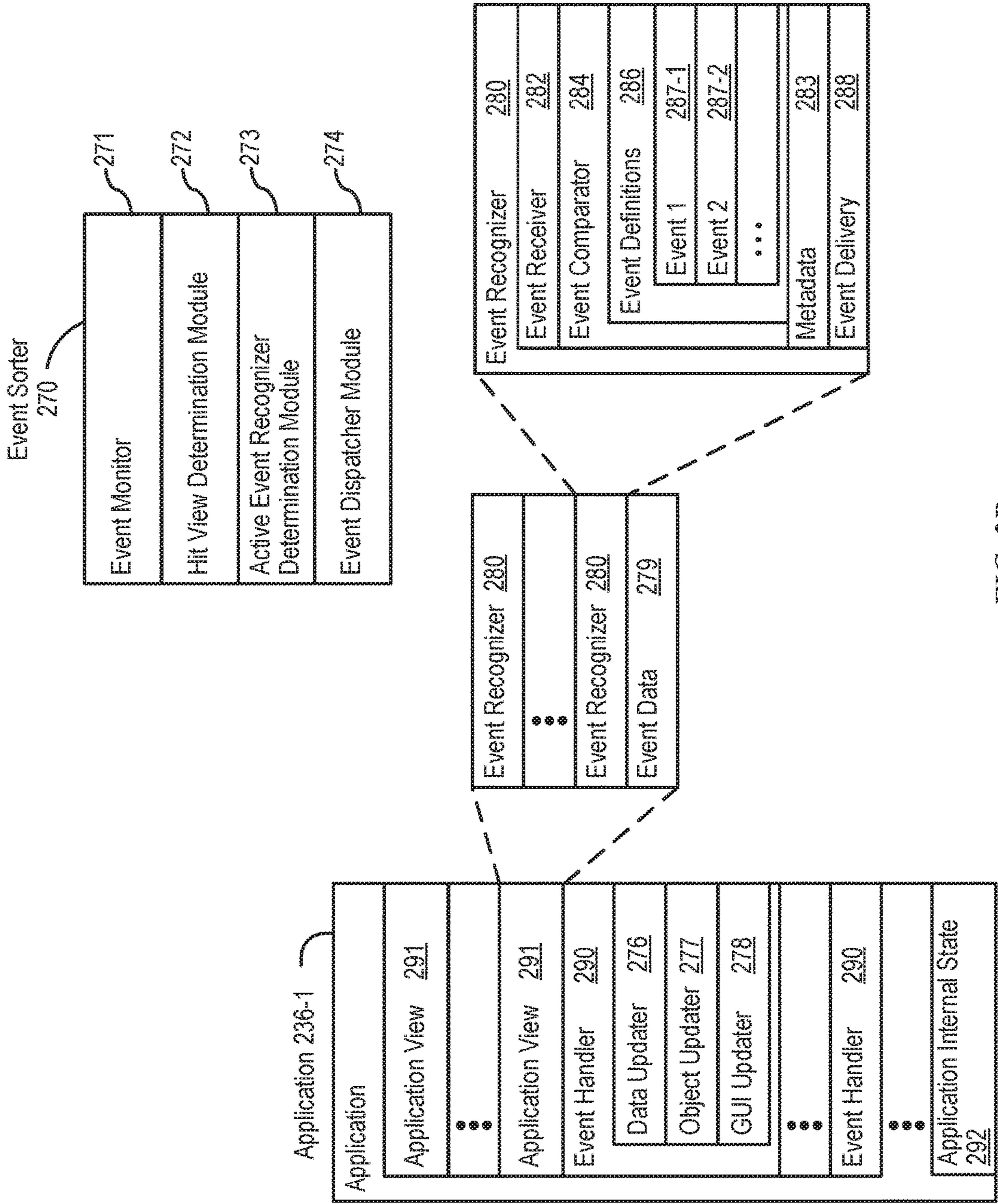


FIG. 2B

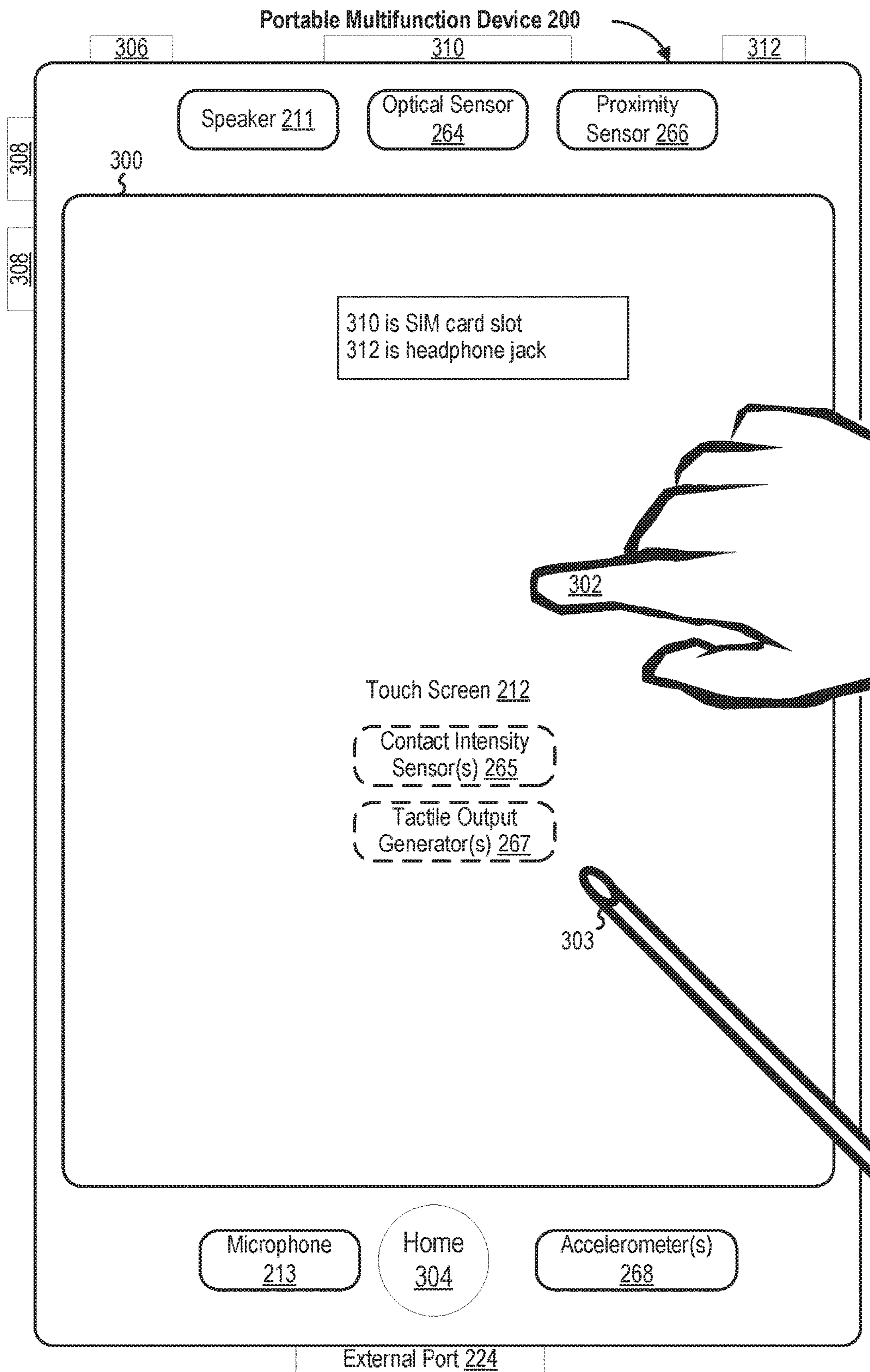


FIG. 3

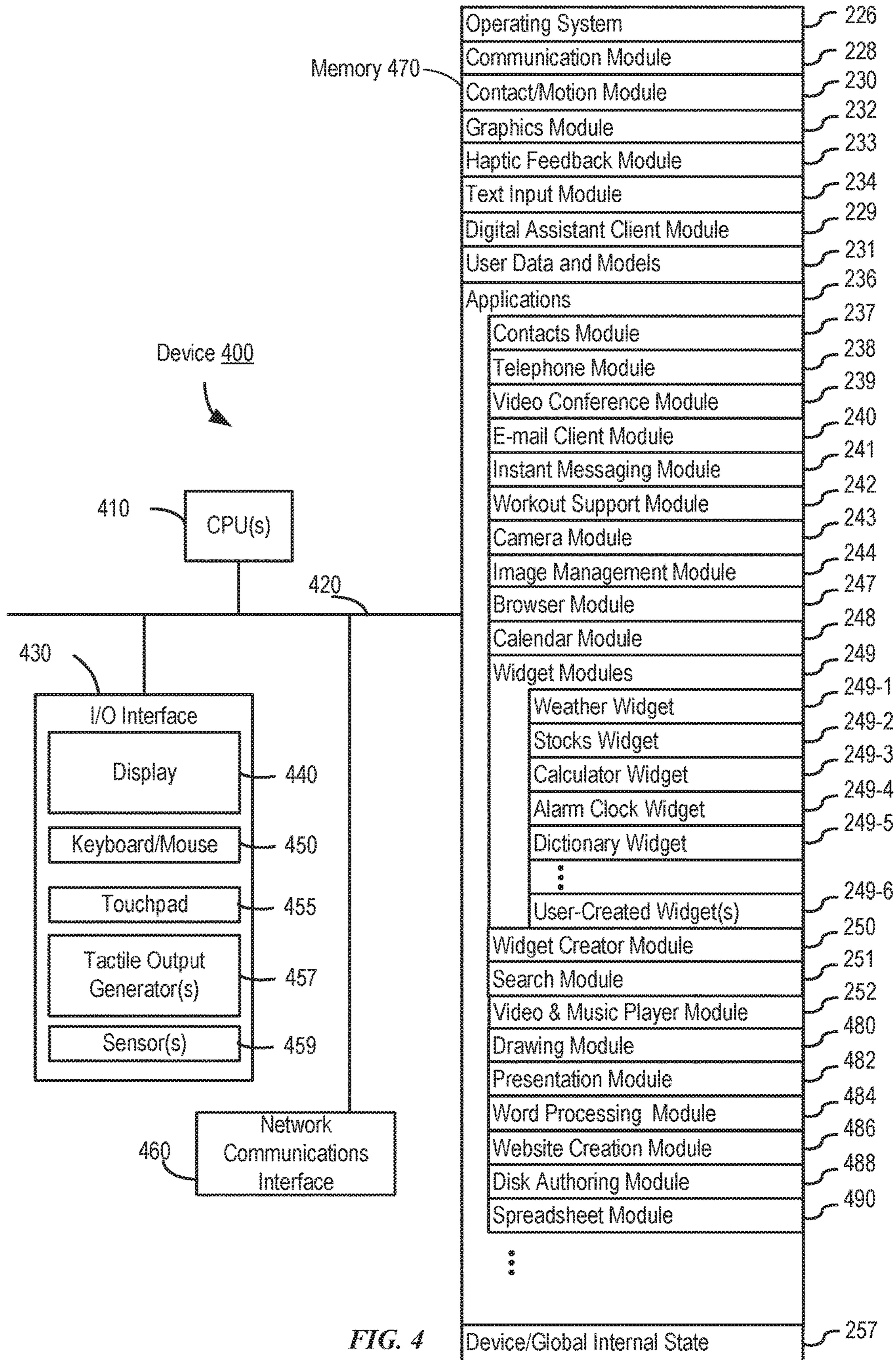


FIG. 4

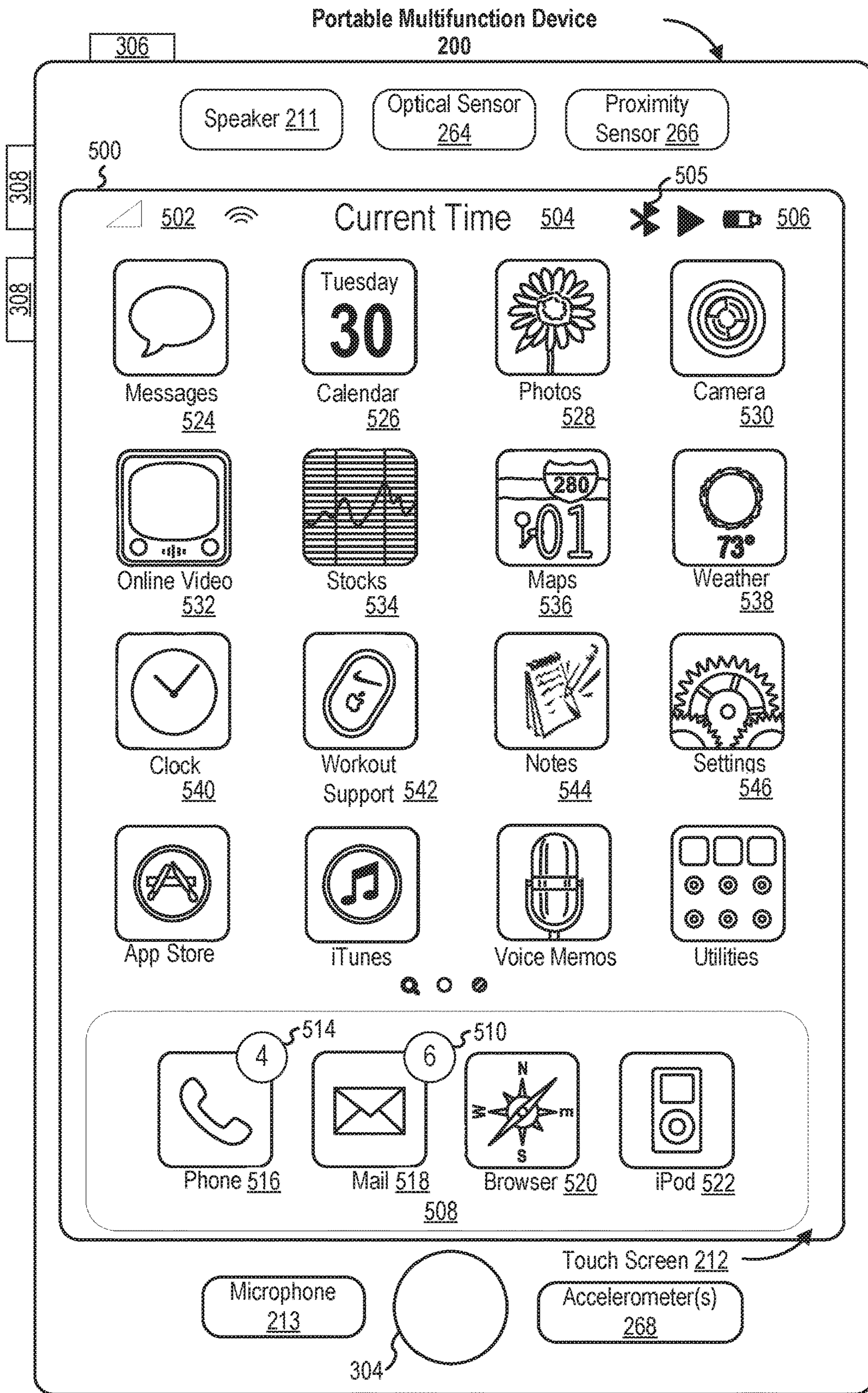


FIG. 5A

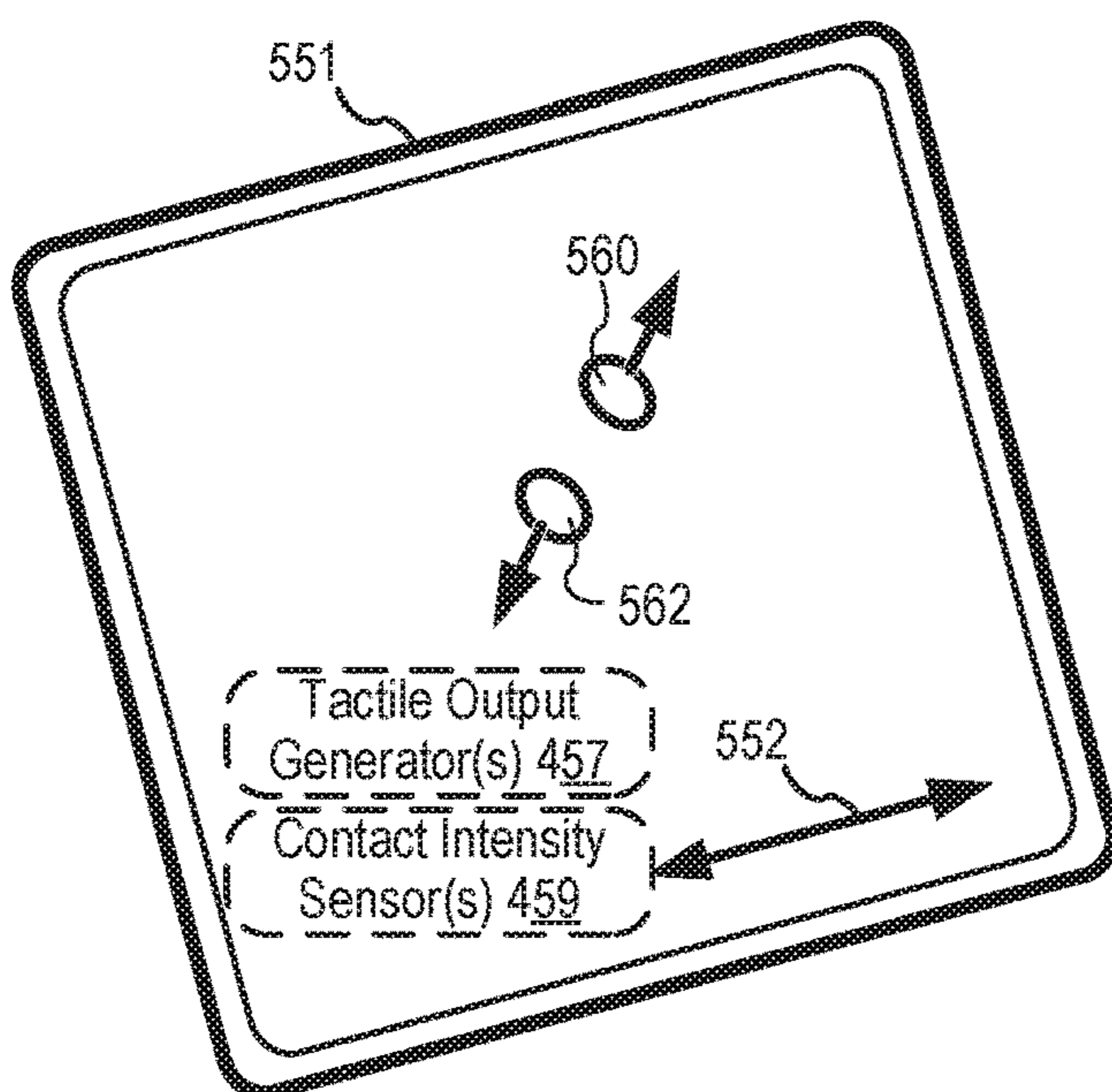
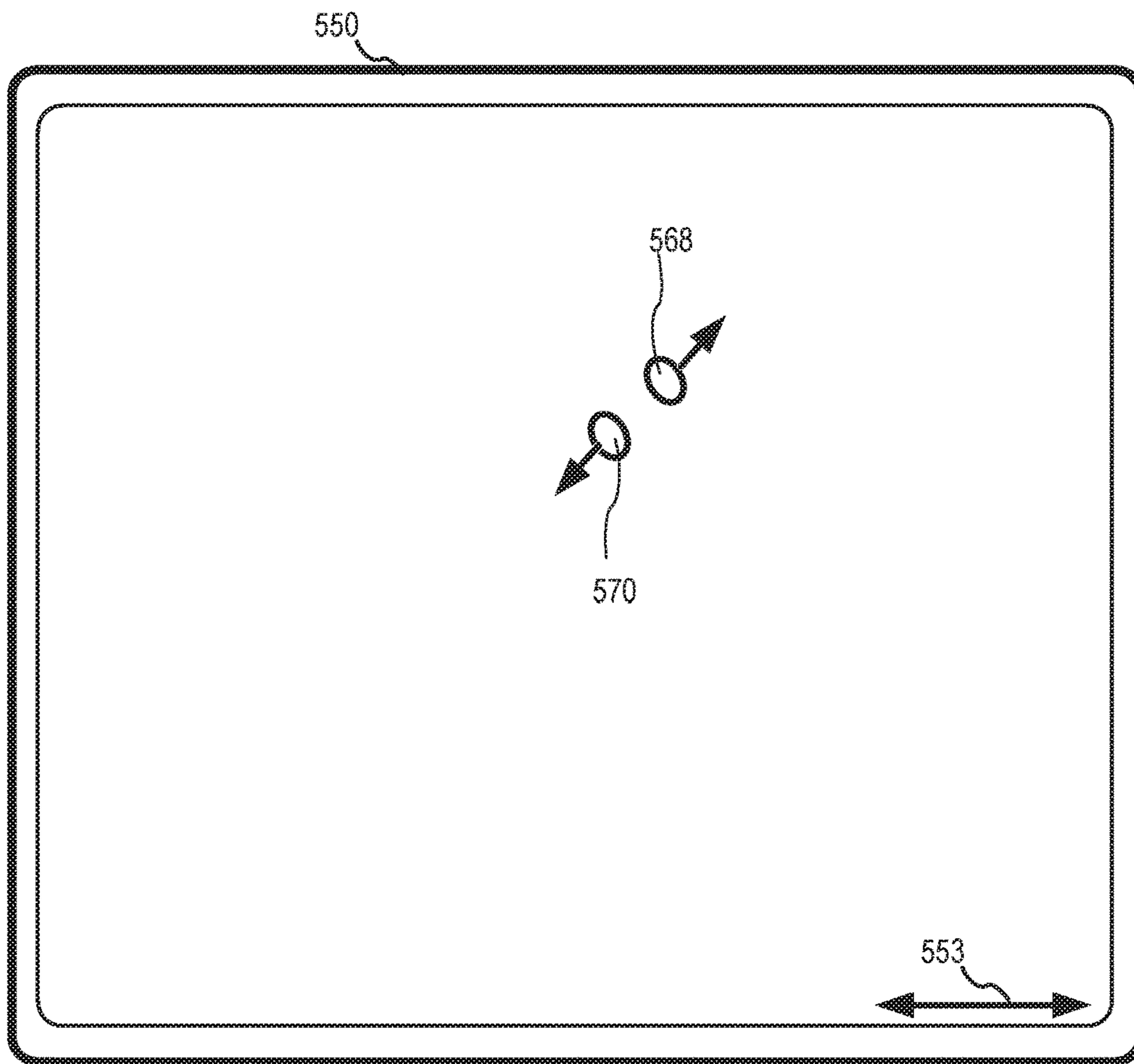
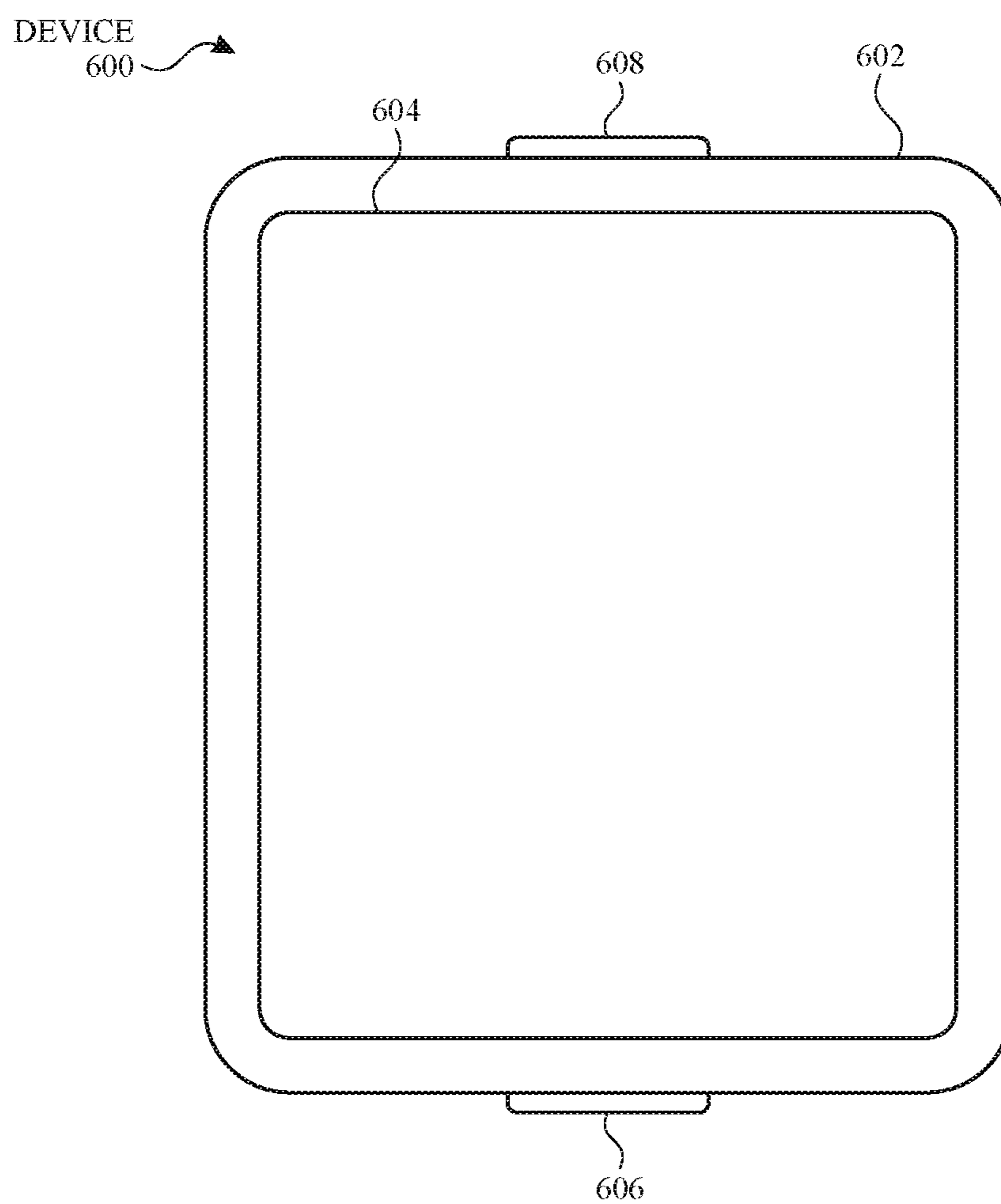


FIG. 5B





*FIG. 6A*

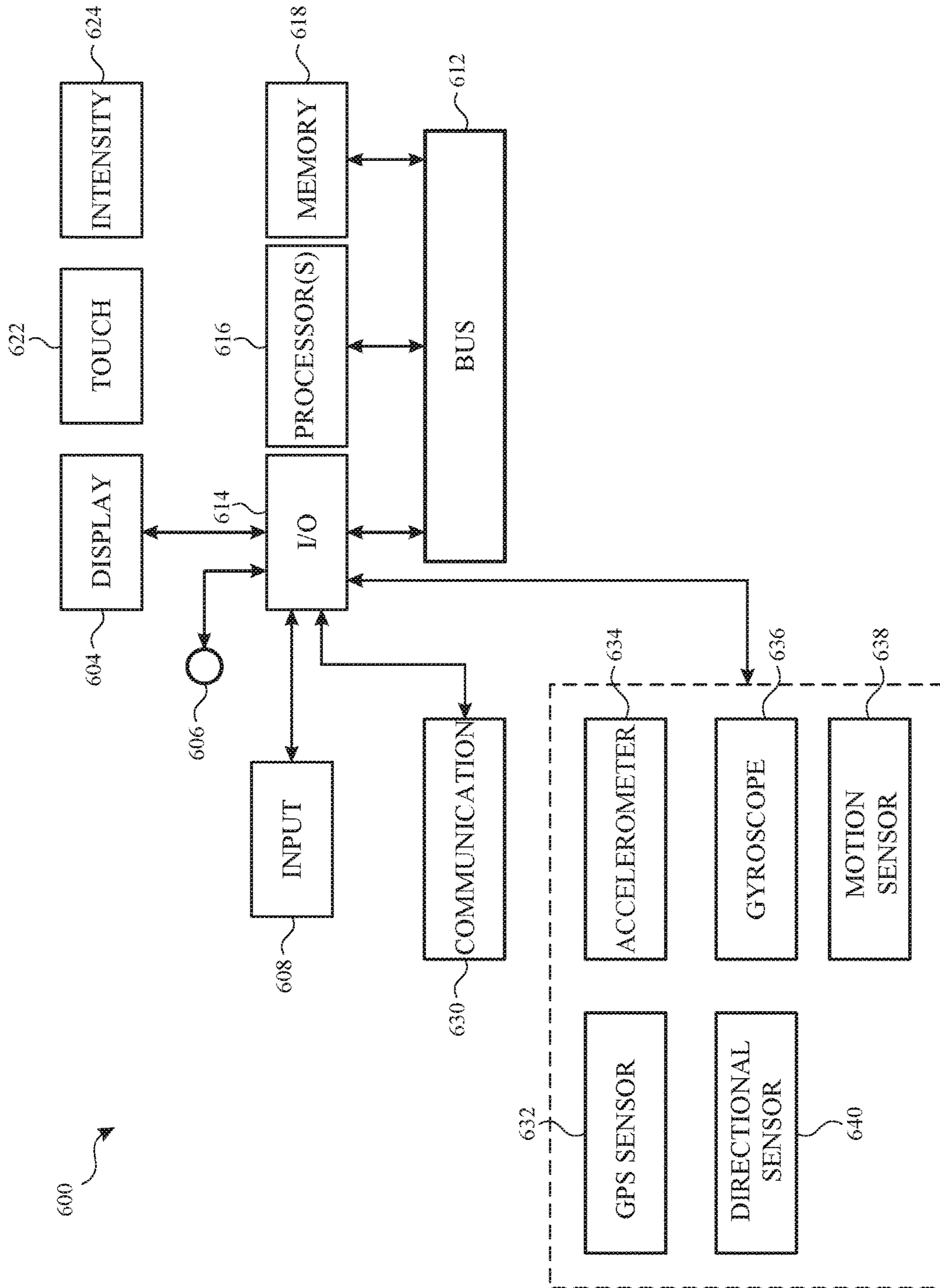


FIG. 6B

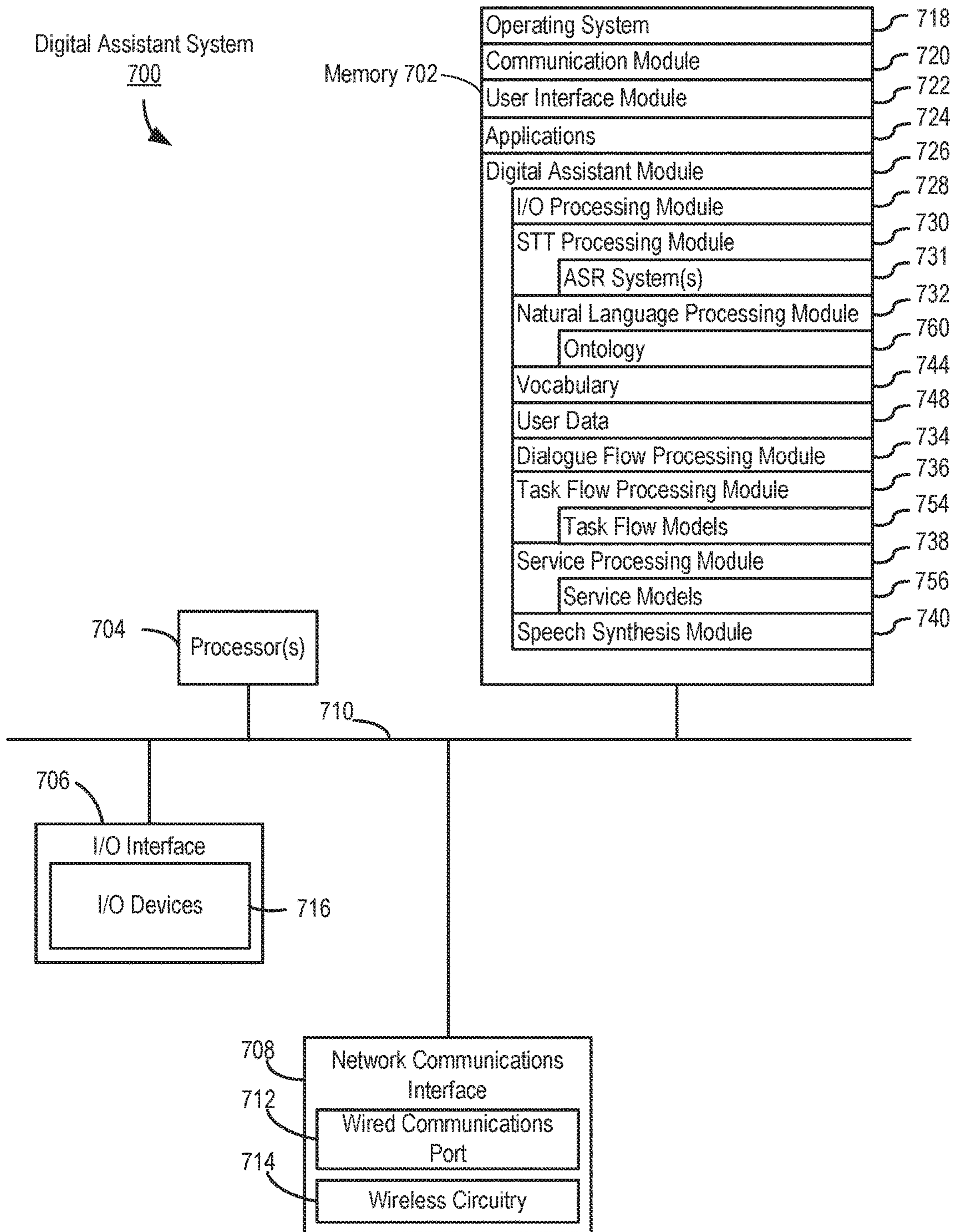


FIG. 7A

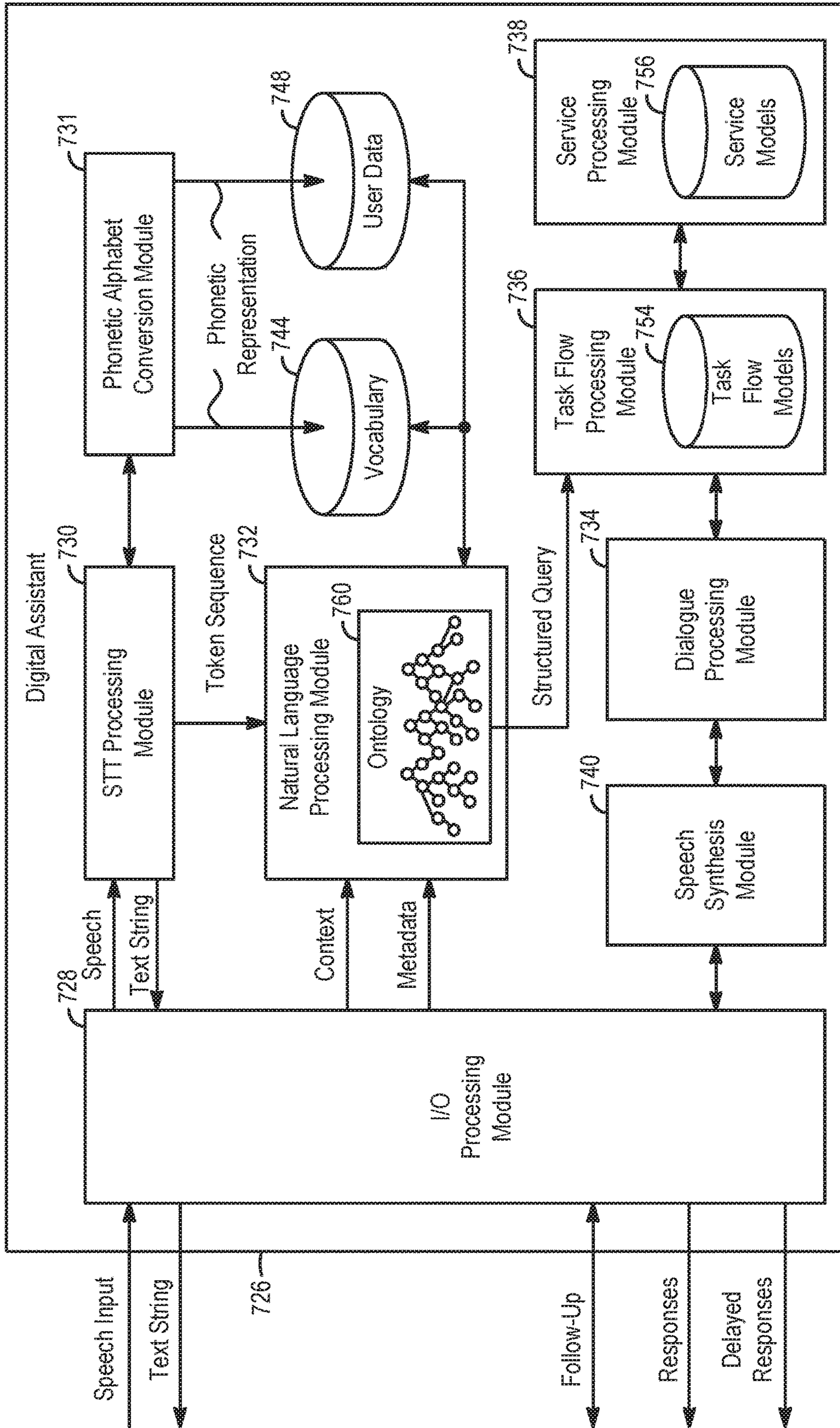


FIG. 7B

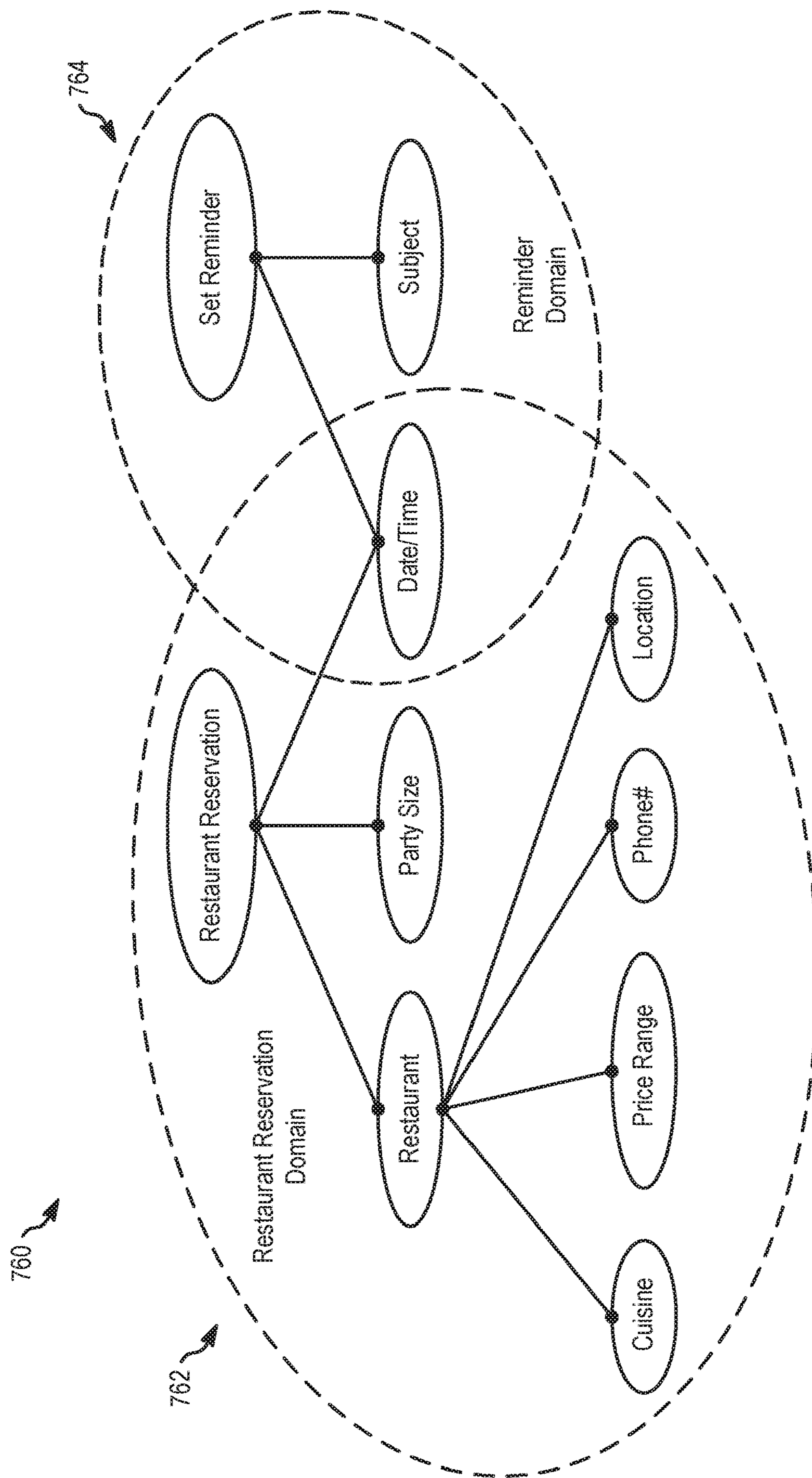


FIG. 7C




FIG. 8B

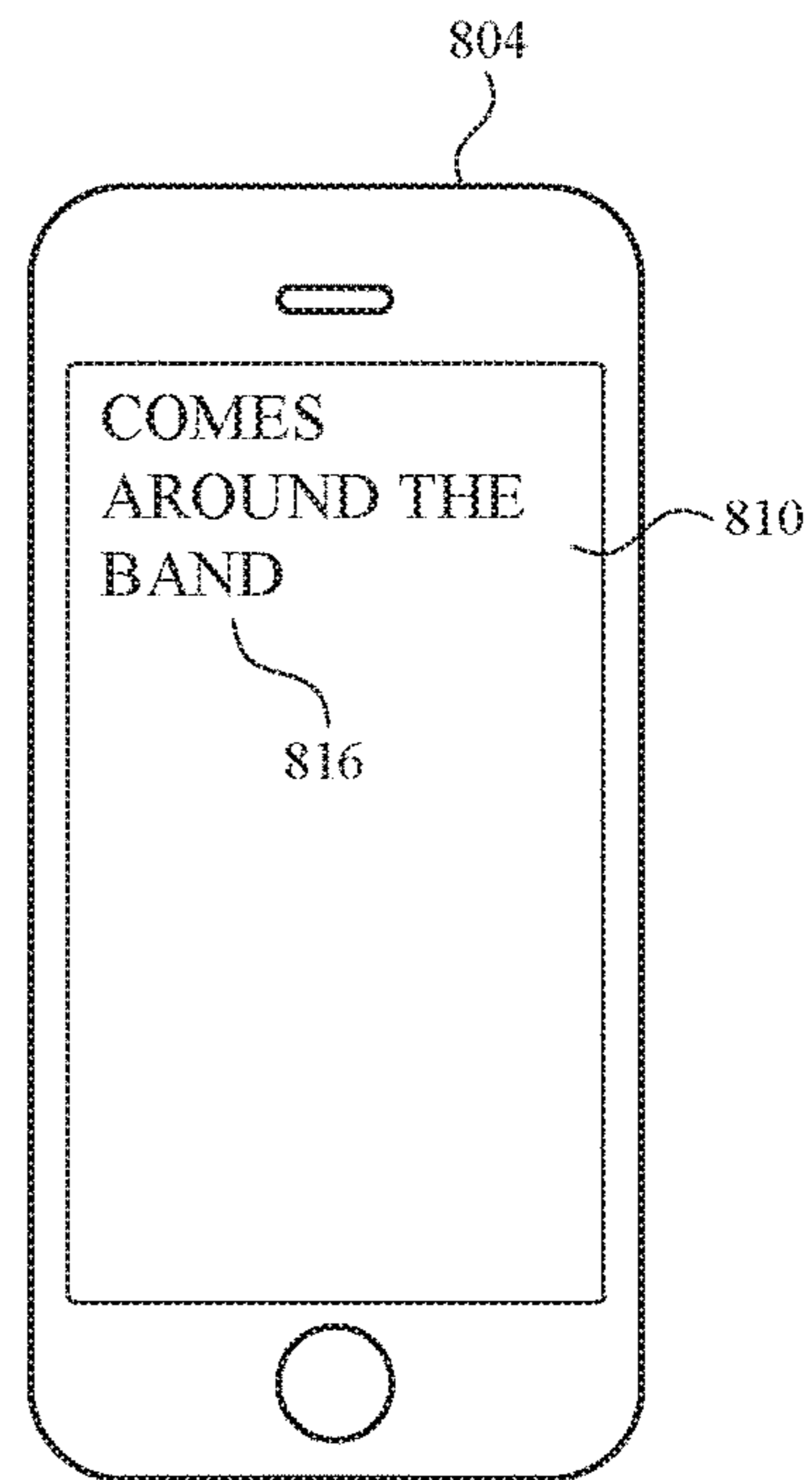


FIG. 8A




FIG. 8C

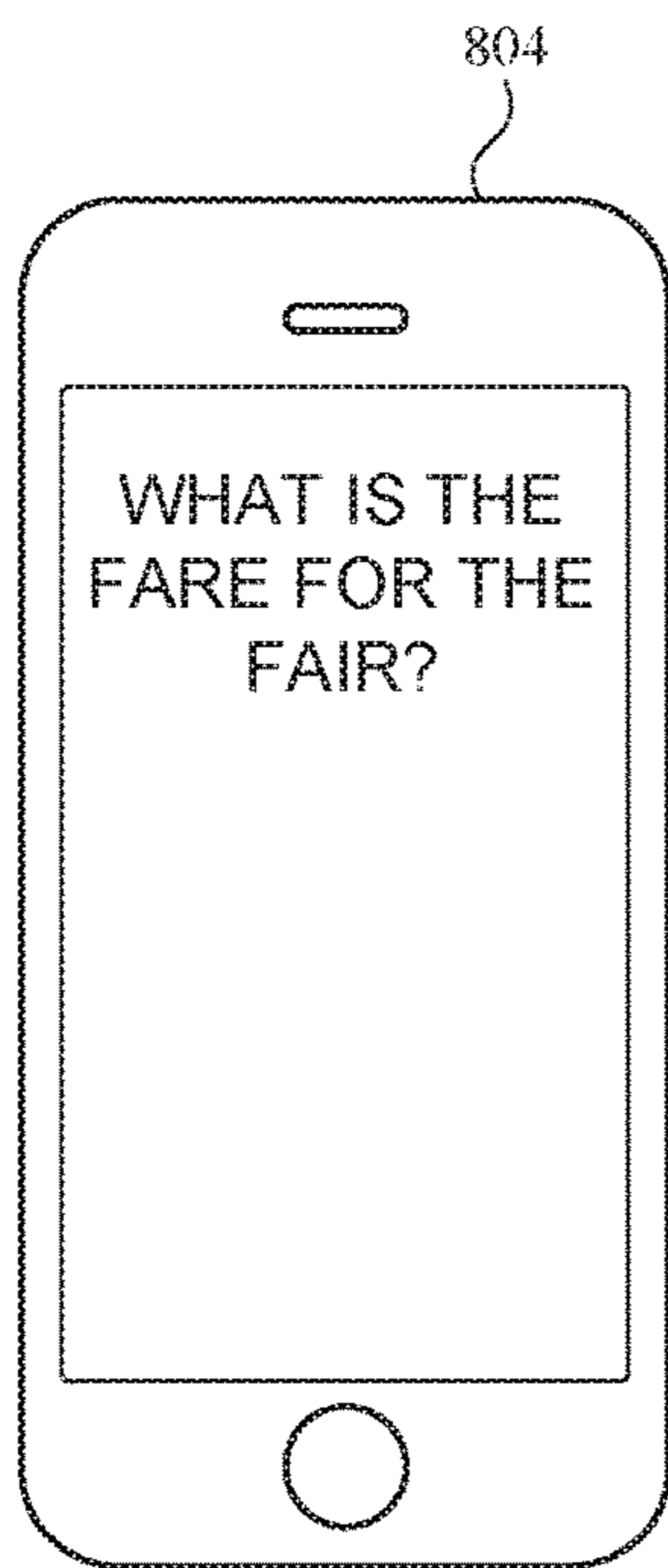


FIG. 9A




FIG. 9B

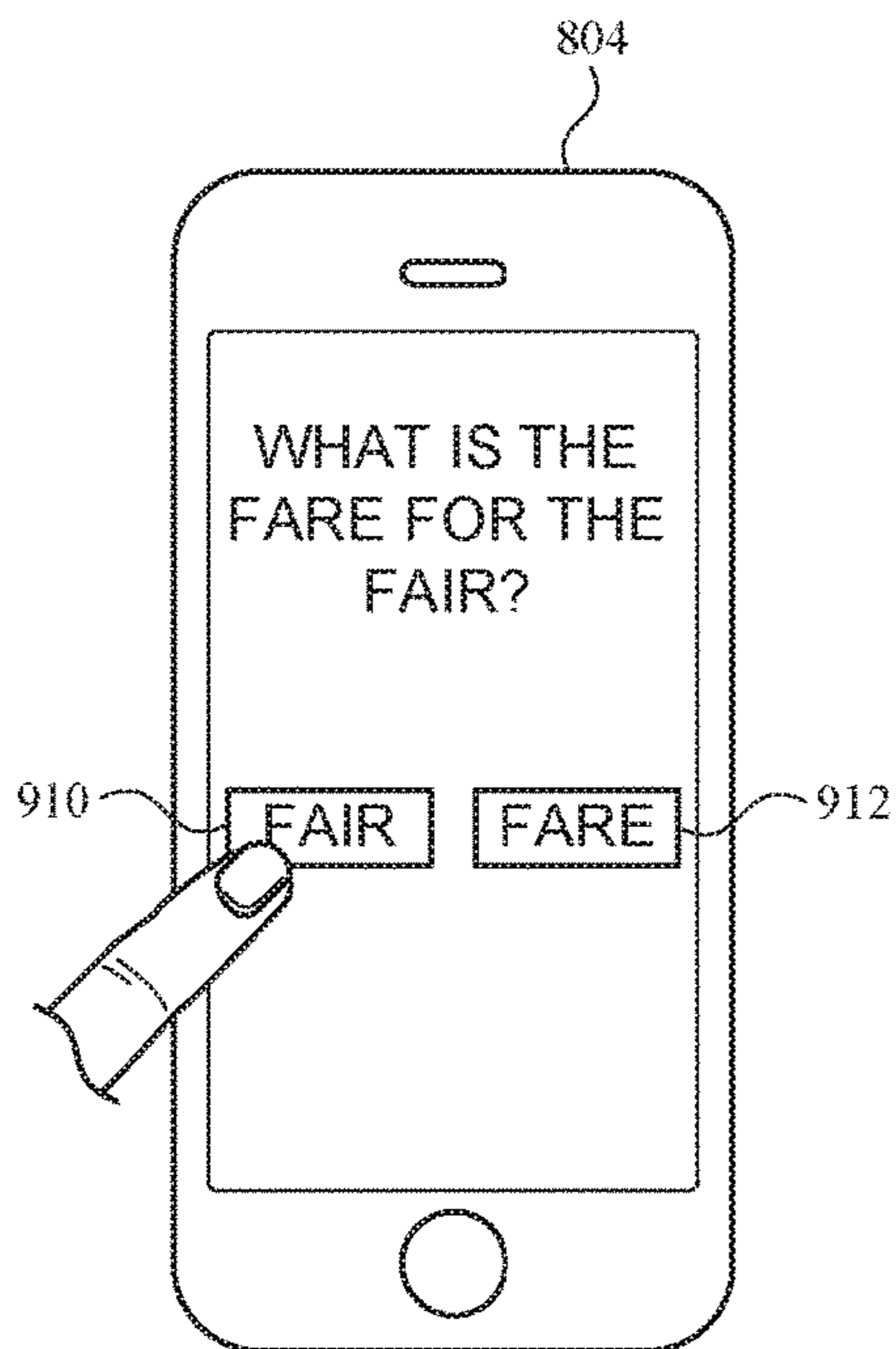
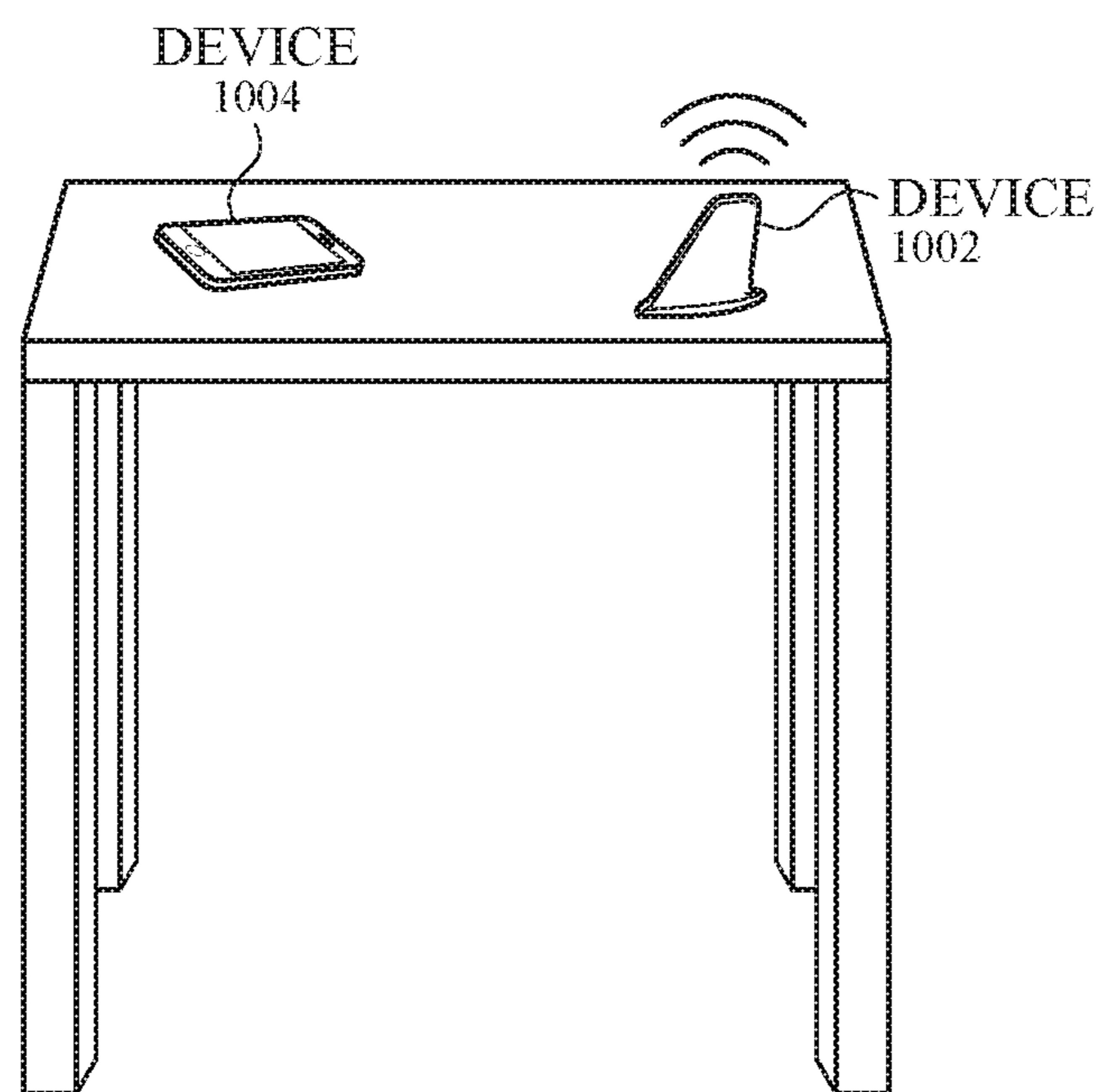


FIG. 9C



*FIG. 10A*



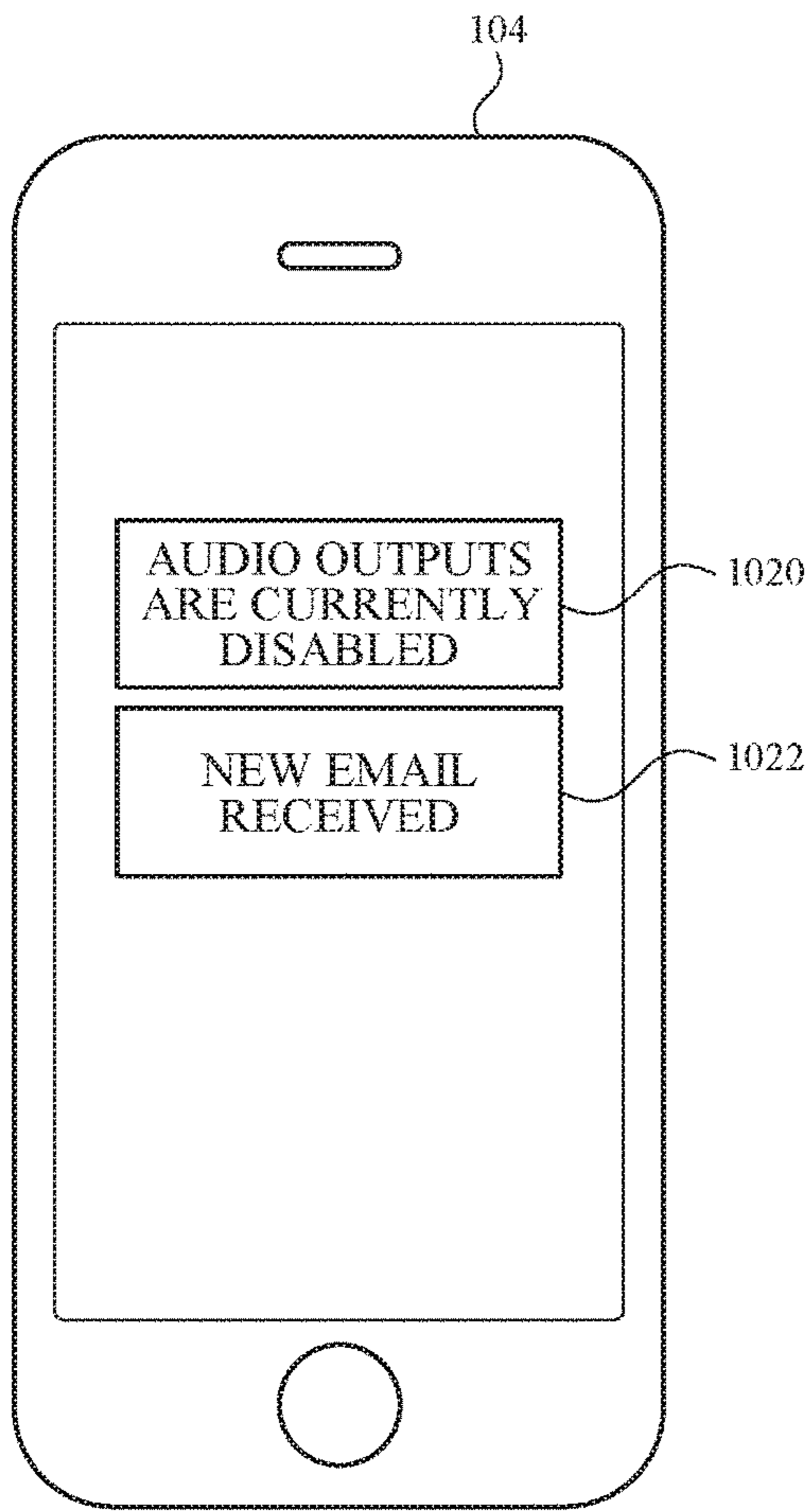


FIG. 10B

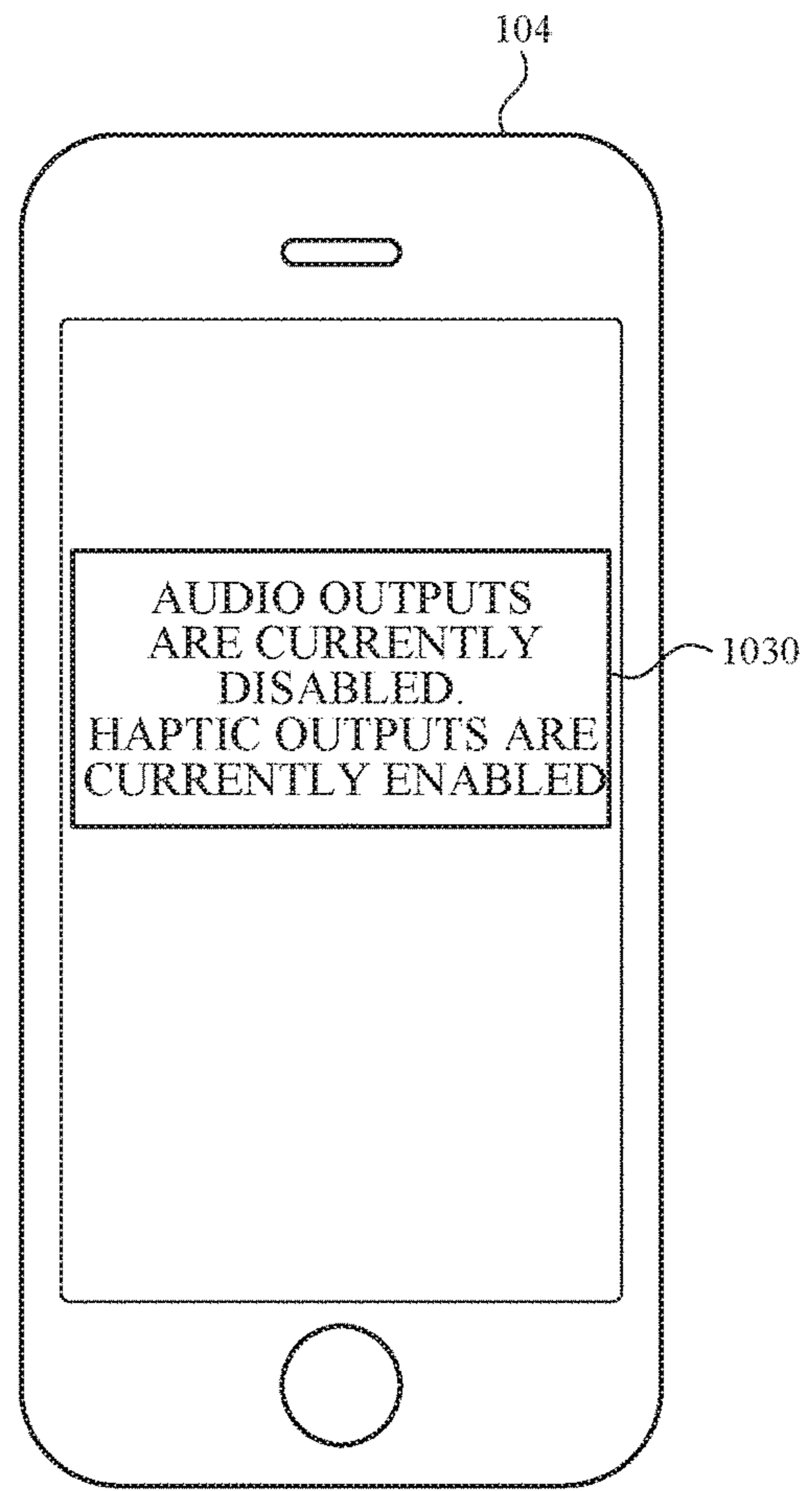


FIG. 10C

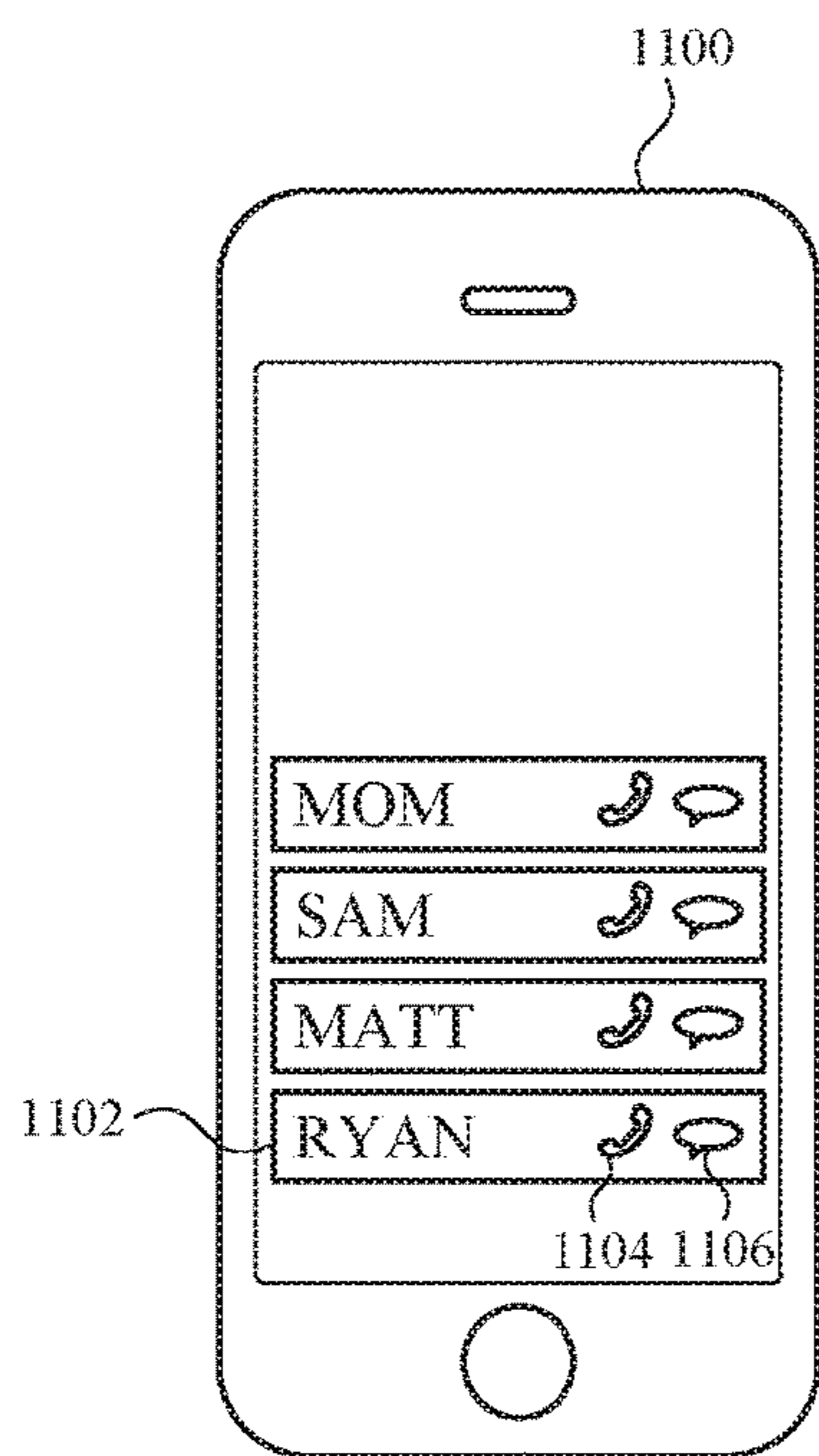


FIG. 11A

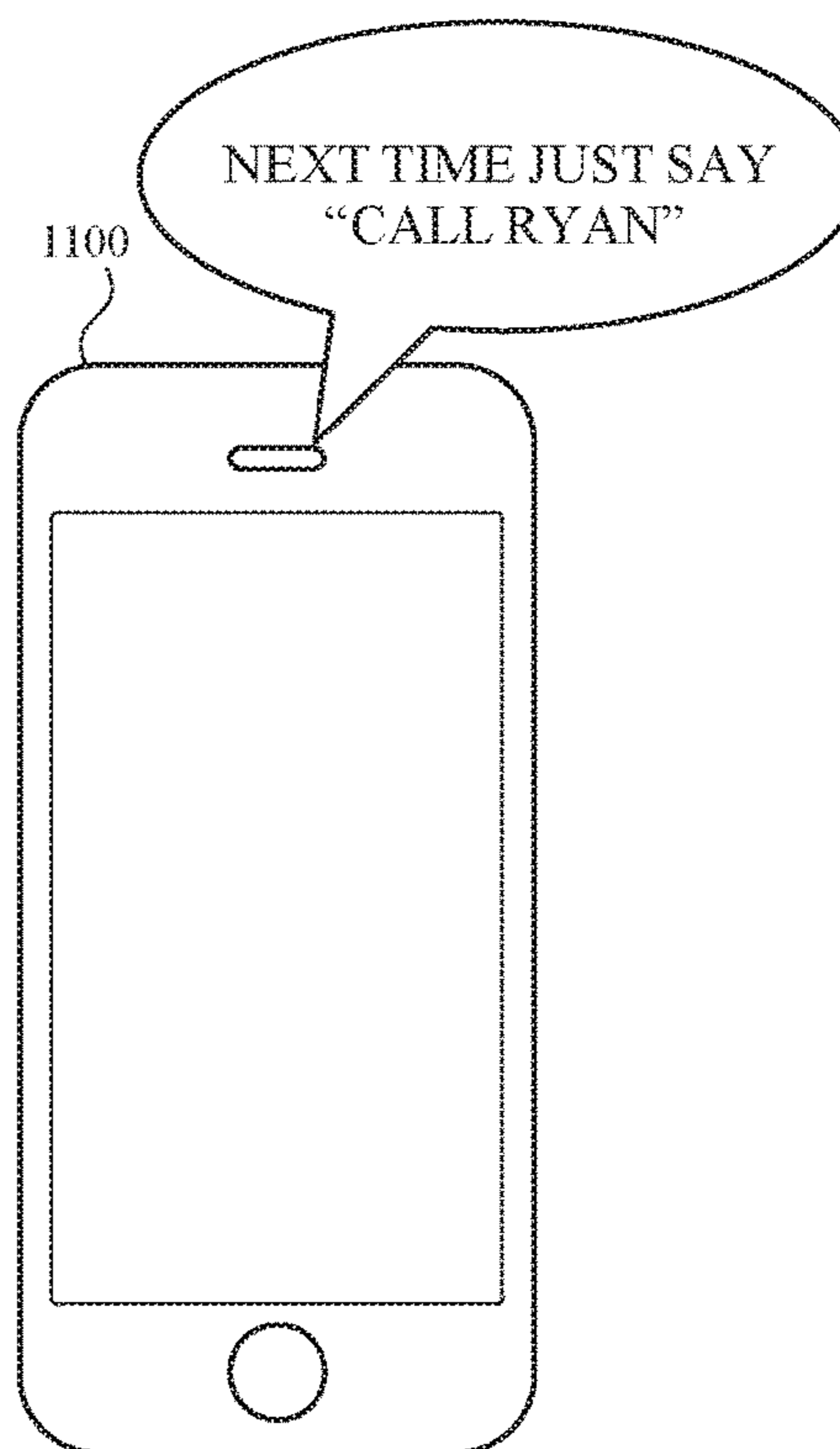


FIG. 11B

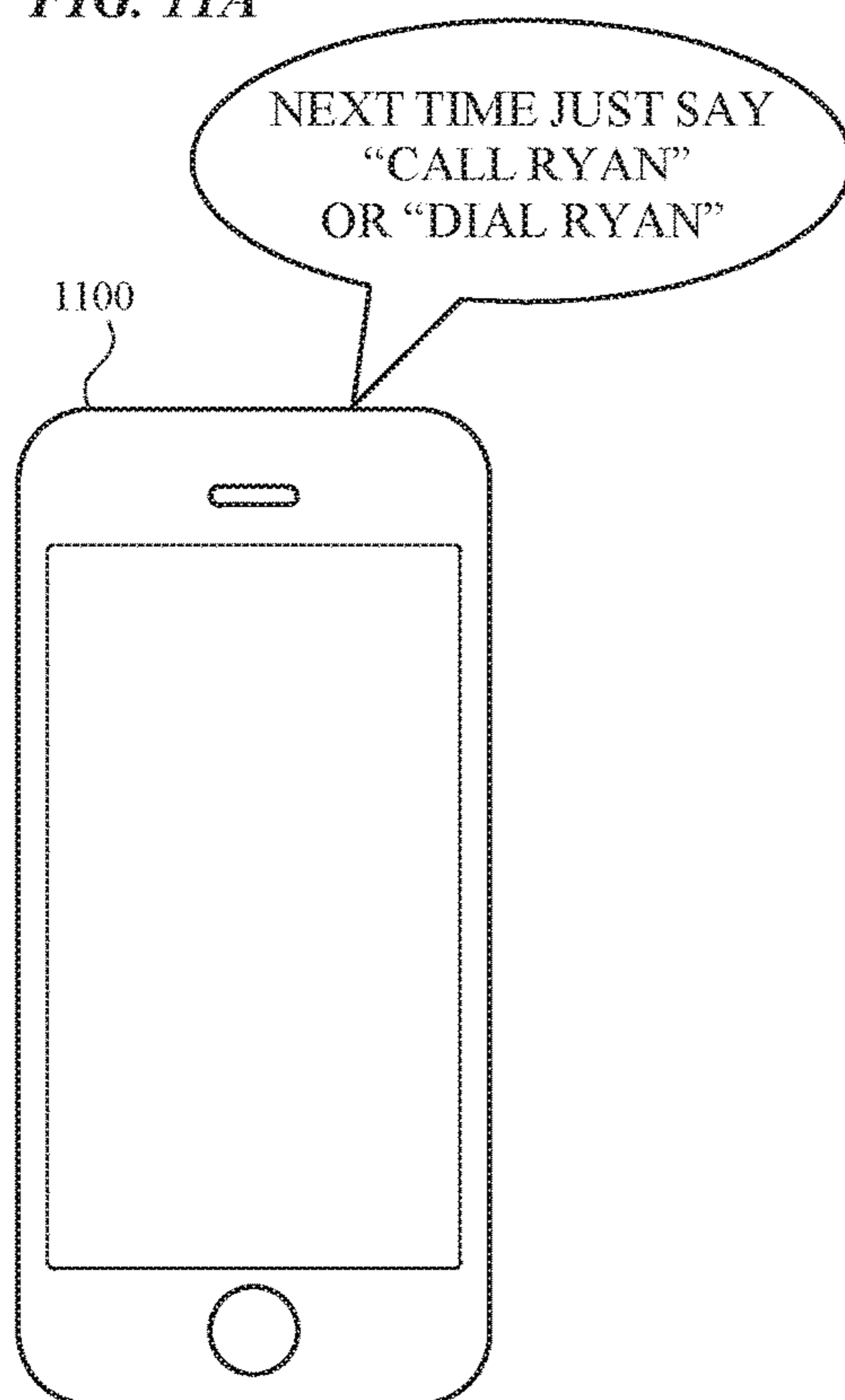


FIG. 11C

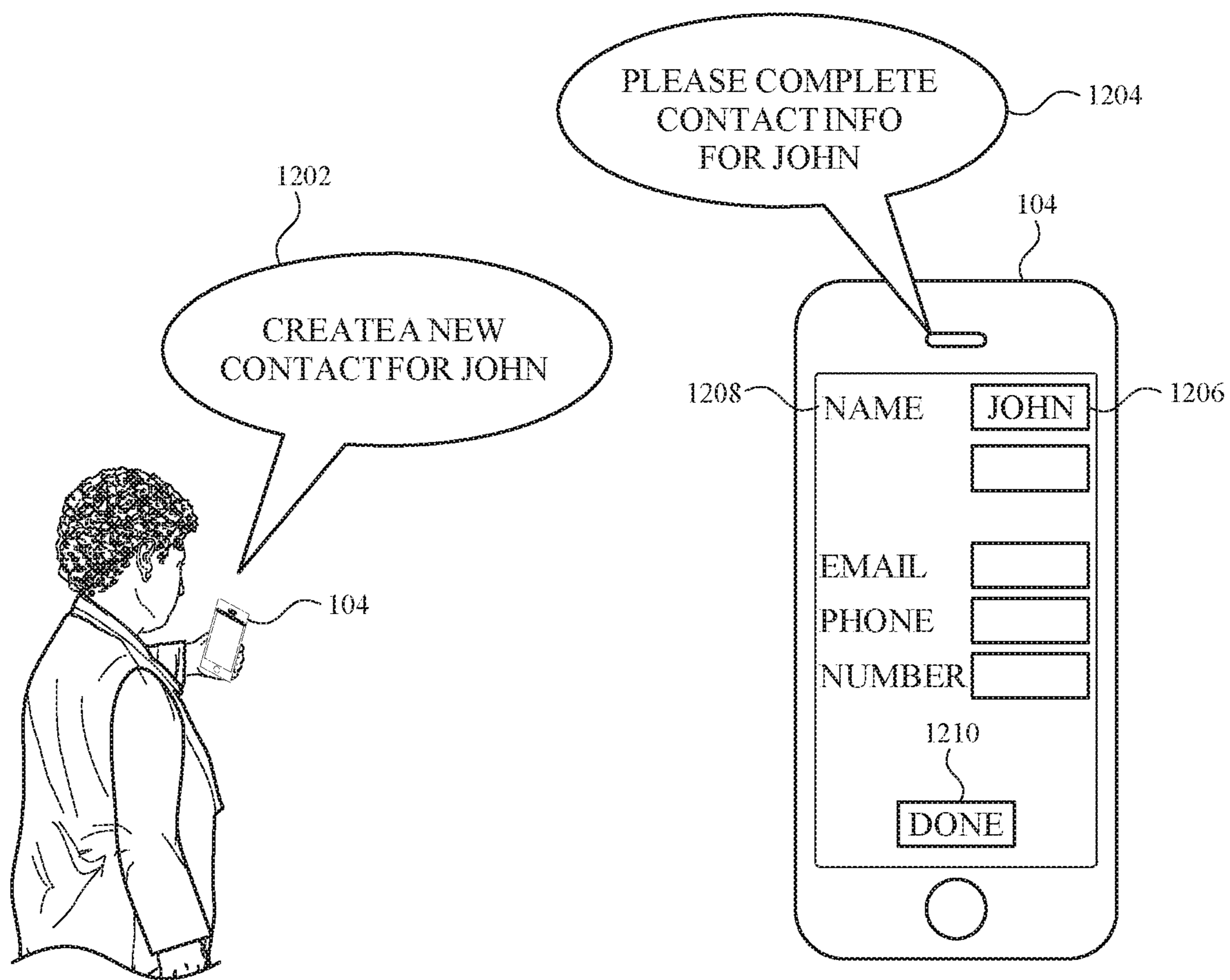


FIG. 12A

FIG. 12B

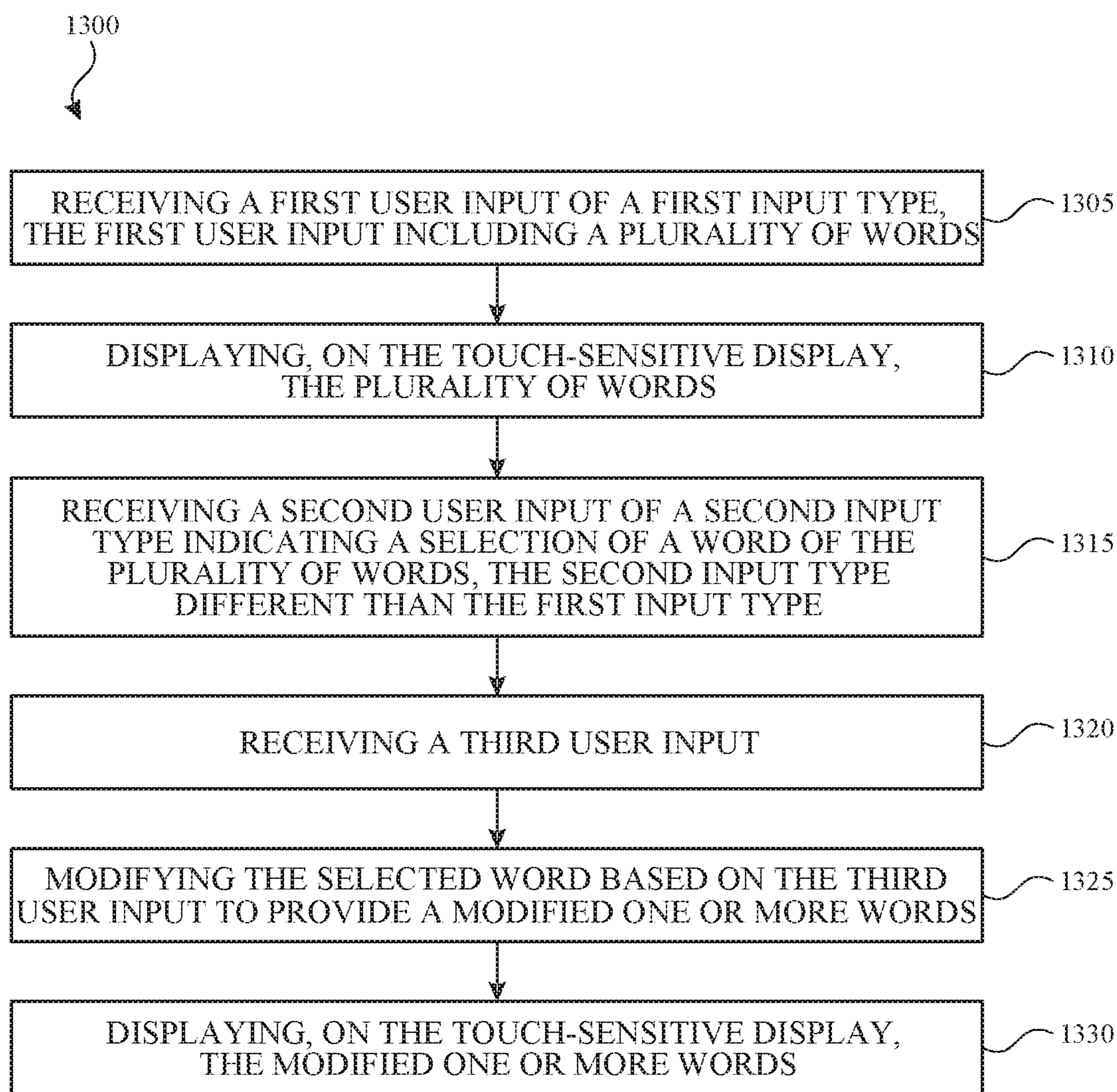


FIG. 13

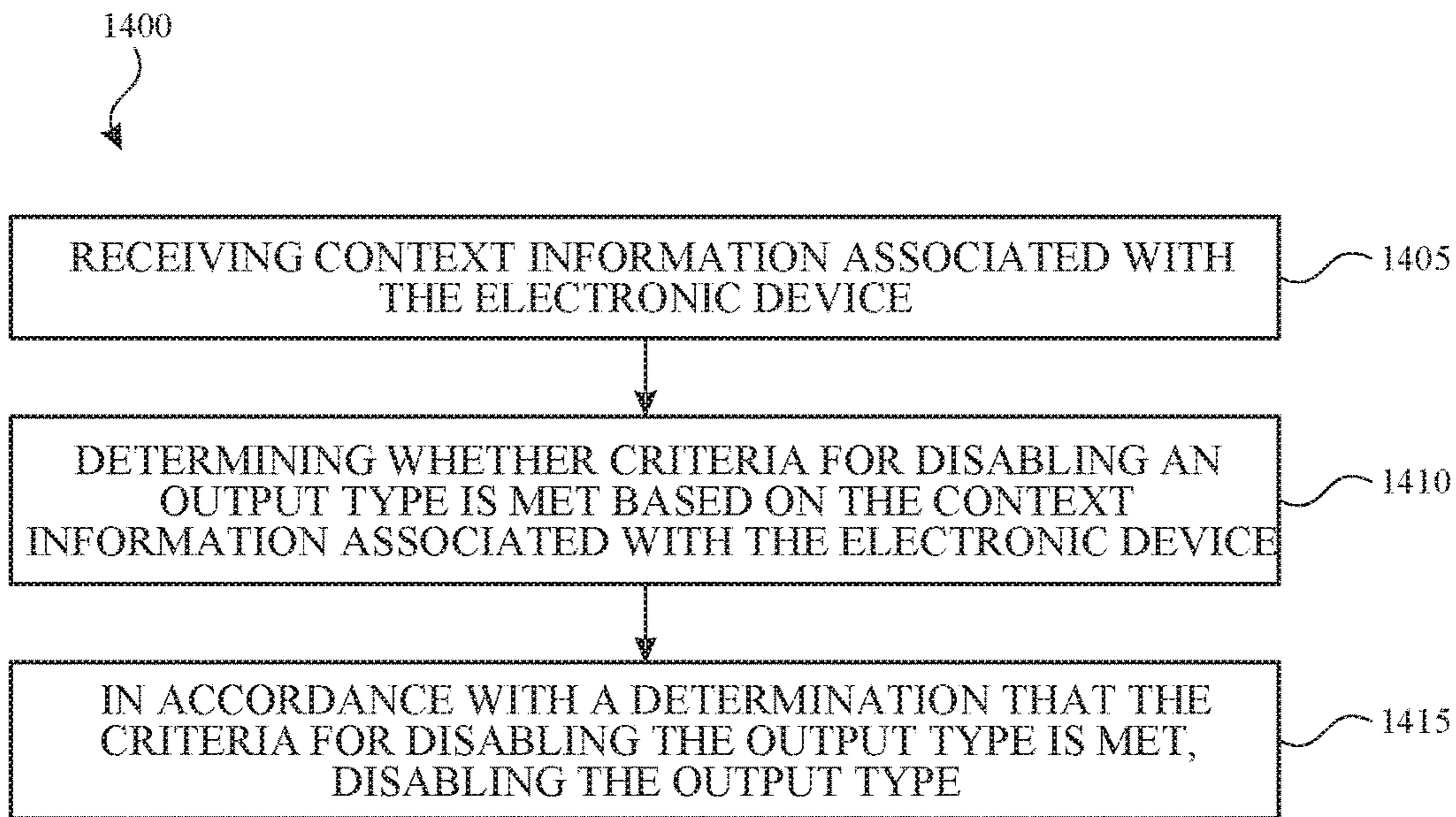


FIG. 14

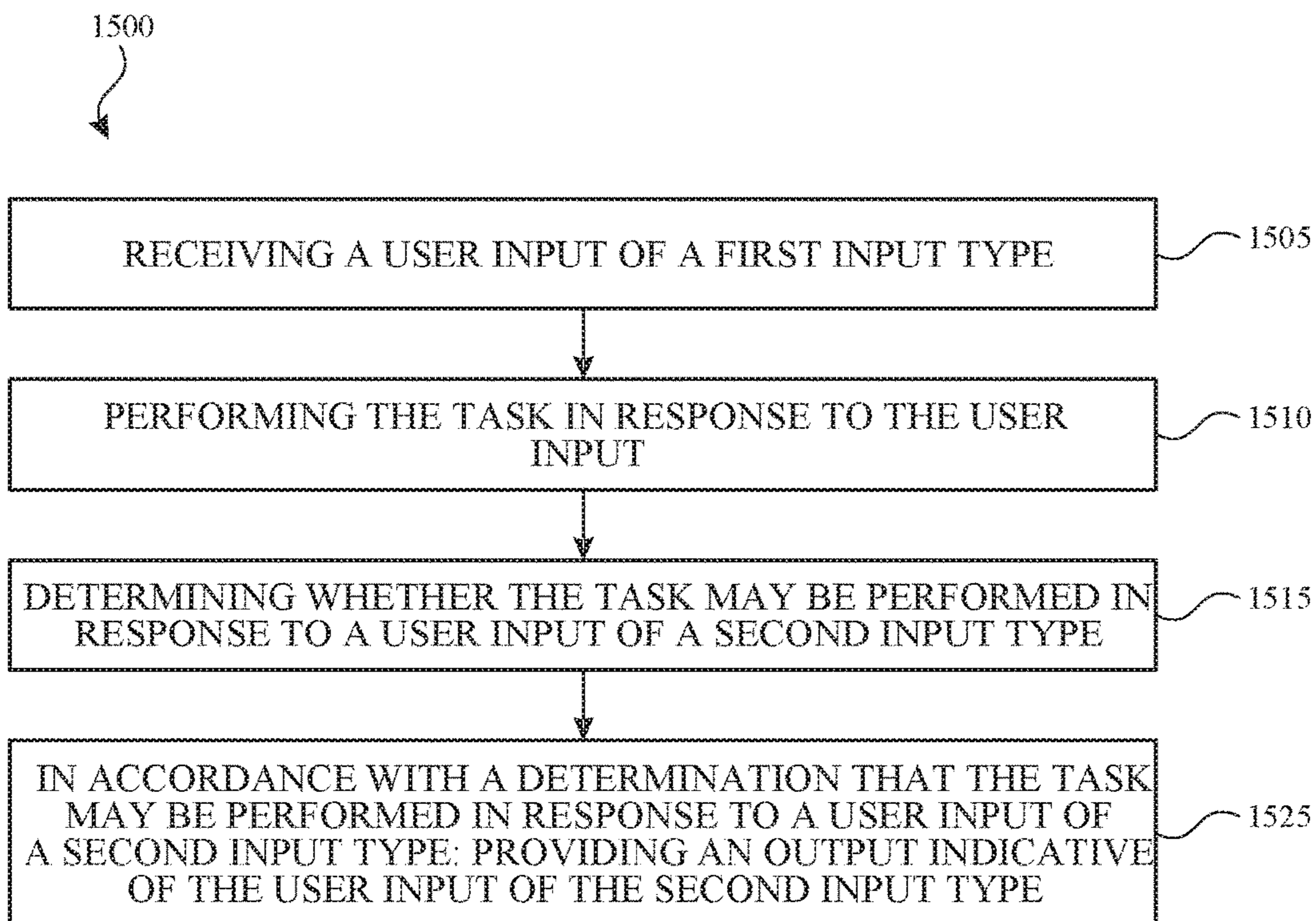
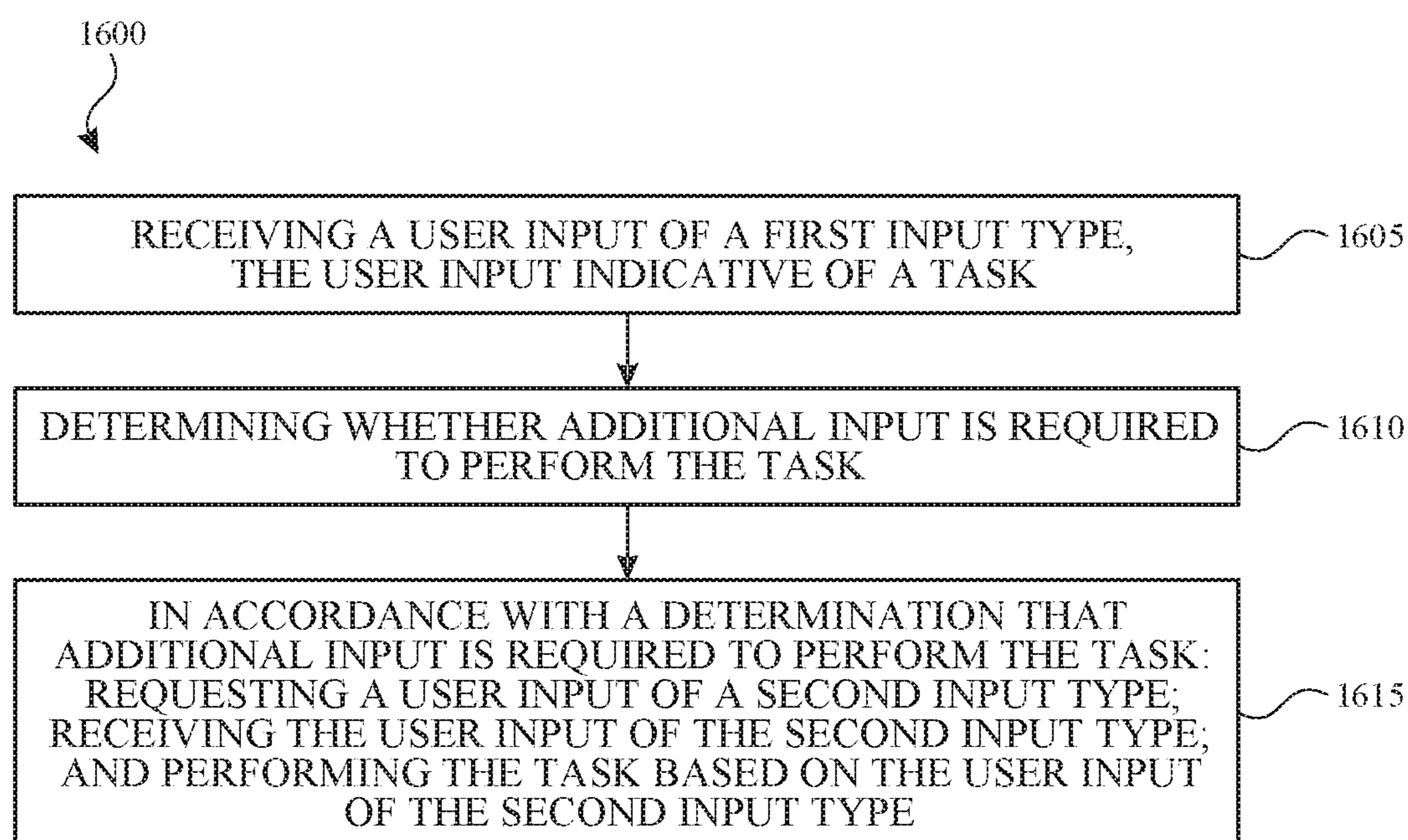


FIG. 15



*FIG. 16*

## MULTI-MODAL INTERFACES

**[0001]** This application claims priority from U.S. Provisional Patent Application Ser. No. 62/506,571, entitled “MULTI-MODAL INTERFACES,” filed on May 15, 2017, the content of which is hereby incorporated by reference in its entirety for all purposes.

### FIELD

**[0002]** The present disclosure relates generally to user interfaces and, more specifically, to multi-modal user interfaces.

### BACKGROUND

**[0003]** Intelligent automated assistants (or digital assistants) can provide a beneficial interface between human users and electronic devices. Such assistants can allow users to interact with devices or systems using natural language in spoken and/or text forms. For example, a user can provide a speech input including a user request to a digital assistant operating on an electronic device. The digital assistant can interpret the user’s intent from the speech input and operationalize the user’s intent into one or more tasks. The tasks can then be performed by executing one or more services of the electronic device, and a relevant output responsive to the user request can be returned to the user. Typically, however, digital assistants are limited in the manner in which they provide interaction between human users and electronic devices. In many instances such interactions are limited to a single mode of interaction.

### SUMMARY

**[0004]** Example methods are disclosed herein. An example method includes, at an electronic device having one or more processors and a touch-sensitive display, receiving a first user input of a first input type, the first user input including a plurality of words; displaying, on the touch-sensitive display, the plurality of words; receiving a second user input of a second input type indicating a selection of a word of the plurality of words, the second input type different than the first input type; receiving a third user input; modifying the selected word based on the third user input to provide a modified one or more words; and displaying, on the touch-sensitive display, the modified one or more words.

**[0005]** An example method includes, at an electronic device having one or more processors, receiving context information associated with the electronic device; determining whether one or more criteria for disabling an output type are met based on the context information associated with the electronic device; and in accordance with a determination that the one or more criteria for disabling the output type are met, disabling the output type.

**[0006]** An example method includes, at an electronic device having one or more processors, receiving a user input of a first input type, the user input indicative of a task; performing the task in response to the user input; determining whether the task may be performed in response to a user input of a second input type; and in accordance with a determination that the task may be performed in response to a user input of a second input type, providing an output indicative of the user input of the second input type.

**[0007]** An example method includes, at an electronic device having one or more processors, receiving a user input

of a first input type, the user input indicative of a task; determining whether additional input is required to perform the task; and in accordance with a determination that additional input is required to perform the task: requesting a user input of a second input type; receiving the user input of the second input type; and performing the task based on the user input of the second input type.

**[0008]** Example non-transitory computer-readable media are disclosed herein. An example non-transitory computer-readable storage medium stores one or more programs. The one or more programs comprise instructions, which when executed by one or more processors of an electronic device having a touch-sensitive display, cause the electronic device to receive a first user input of a first input type, the first user input including a plurality of words; display, on the touch-sensitive display, the plurality of words; receive a second user input of a second input type indicating a selection of a word of the plurality of words, the second input type different than the first input type; receive a third user input; modify the selected word based on the third user input to provide a modified one or more words; and display, on the touch-sensitive display, the modified one or more words.

**[0009]** An example non-transitory computer-readable storage medium stores one or more programs. The one or more programs comprise instructions, which when executed by one or more processors of an electronic device, cause the electronic device to receive context information associated with the electronic device; determine whether one or more criteria for disabling an output type are met based on the context information associated with the electronic device; and in accordance with a determination that the one or more criteria for disabling the output type are met, disable the output type.

**[0010]** An example non-transitory computer-readable storage medium stores one or more programs. The one or more programs comprise instructions, which when executed by one or more processors of an electronic device, cause the electronic device to receive a user input of a first input type, the user input indicative of a task; perform the task in response to the user input; determine whether the task may be performed in response to a user input of a second input type; and in accordance with a determination that the task may be performed in response to a user input of a second input type, provide an output indicative of the user input of the second input type.

**[0011]** An example non-transitory computer-readable storage medium stores one or more programs. The one or more programs comprise instructions, which when executed by one or more processors of an electronic device, cause the electronic device to receive a user input of a first input type, the user input indicative of a task; determine whether additional input is required to perform the task; and in accordance with a determination that additional input is required to perform the task: request a user input of a second input type; receive the user input of the second input type; and perform the task based on the user input of the second input type.

**[0012]** Example electronic devices are disclosed herein. An example electronic device comprises one or more processors; a memory; and one or more programs, where the one or more programs are stored in the memory and configured to be executed by the one or more processors, the one or more programs including instructions for receiving a first user input of a first input type, the first user input including

a plurality of words; displaying, on the touch-sensitive display, the plurality of words; receiving a second user input of a second input type indicating a selection of a word of the plurality of words, the second input type different than the first input type; receiving a third user input; modifying the selected word based on the third user input to provide a modified one or more words; and displaying, on the touch-sensitive display, the modified one or more words.

**[0013]** An example electronic device comprises one or more processors; a memory; and one or more programs, where the one or more programs are stored in the memory and configured to be executed by the one or more processors, the one or more programs including instructions for receiving context information associated with the electronic device; determining whether one or more criteria for disabling an output type are met based on the context information associated with the electronic device; and in accordance with a determination that the one or more criteria for disabling the output type are met, disabling the output type.

**[0014]** An example electronic device comprises one or more processors; a memory; and one or more programs, where the one or more programs are stored in the memory and configured to be executed by the one or more processors, the one or more programs including instructions for receiving a user input of a first input type, the user input indicative of a task; performing the task in response to the user input; determining whether the task may be performed in response to a user input of a second input type; and in accordance with a determination that the task may be performed in response to a user input of a second input type, providing an output indicative of the user input of the second input type.

**[0015]** An example electronic device comprises one or more processors; a memory; and one or more programs, where the one or more programs are stored in the memory and configured to be executed by the one or more processors, the one or more programs including instructions for receiving a user input of a first input type, the user input indicative of a task; determining whether additional input is required to perform the task; and in accordance with a determination that additional input is required to perform the task: requesting a user input of a second input type; receiving the user input of the second input type; and performing the task based on the user input of the second input type.

**[0016]** An example electronic device comprises means for receiving a first user input of a first input type, the first user input including a plurality of words; means for displaying, on the touch-sensitive display, the plurality of words; means for receiving a second user input of a second input type indicating a selection of a word of the plurality of words, the second input type different than the first input type; means for receiving a third user input; modifying the selected word based on the third user input to provide a modified one or more words; and means for displaying, on the touch-sensitive display, the modified one or more words.

**[0017]** An example electronic device comprises means for receiving context information associated with the electronic device; means for determining whether one or more criteria for disabling an output type are met based on the context information associated with the electronic device; and means for, in accordance with a determination that the one or more criteria for disabling the output type are met, disabling the output type.

**[0018]** An example electronic device comprises means for receiving a user input of a first input type, the user input indicative of a task; means for performing the task in response to the user input; means for determining whether the task may be performed in response to a user input of a second input type; and means for, in accordance with a determination that the task may be performed in response to a user input of a second input type, providing an output indicative of the user input of the second input type.

**[0019]** An example electronic device comprises means for receiving a user input of a first input type, the user input indicative of a task; means for determining whether additional input is required to perform the task; and means for, in accordance with a determination that additional input is required to perform the task: requesting a user input of a second input type; receiving the user input of the second input type; and performing the task based on the user input of the second input type.

**[0020]** Receiving a user input indicating a selection of a word of the plurality of words and modifying the selected word based on the third user input to provide a modified one or more words allows the electronic device to intuitively and reliably interact with a user of the electronic device. Improving interactions between a user and the electronic device in this manner enhances the operability of the electronic device and makes the user-device interface more efficient which, additionally, reduces power usage and improves battery life of the device by enabling the user to use the device more quickly and efficiently.

**[0021]** Determining whether one or more criteria for disabling an output type are met based on the context information associated with the electronic device and selectively disabling the output type allows the electronic device to provide outputs in an intuitive and appropriate manner. Improving the manner in which outputs are provided enhances user experience by ensuring that outputs are provided to the user according to user preferences and circumstances. Further, selectively disabling outputs ensures that outputs are not needlessly provided to a user, which, additionally, reduces power usage and improves battery life of the devices.

**[0022]** Determining whether a task may be performed in response to a user input and selectively providing an output indicative of the user input allows the electronic device to indicate to a user additional and alternative ways in which the electronic device may be operated. Indicating alternative inputs to a user in this manner enhances the operability of the device and makes the user-device interface more efficient (e.g., by ensuring that a user is aware of intuitive, reliable, and/or efficient inputs that may be used, for instance, to provide user requests to a digital assistant of the electronic device) which, additionally, reduces power usage and improves battery life of the device by enabling the user to use the device more quickly and efficiently.

**[0023]** Determining whether additional input is required to perform a task and requesting the additional input according to an input of a particular type allows the electronic device to request input in a manner determined to be most intuitive and/or efficient for providing the input. Improving the manner in which inputs are provided enhances the operability of the device and makes the user-device interface more efficient (e.g., by indicating the input type that is best used to provide inputs having the input type) which, additionally, reduces



power usage and improves battery life of the device by enabling the user to use the device more quickly and efficiently.

#### BRIEF DESCRIPTION OF THE DRAWINGS

**[0024]** FIG. 1 is a block diagram illustrating a system and environment for implementing a digital assistant, according to various examples.

**[0025]** FIG. 2A is a block diagram illustrating a portable multifunction device implementing the client-side portion of a digital assistant, according to various examples.

**[0026]** FIG. 2B is a block diagram illustrating exemplary components for event handling, according to various examples.

**[0027]** FIG. 3 illustrates a portable multifunction device implementing the client-side portion of a digital assistant, according to various examples.

**[0028]** FIG. 4 is a block diagram of an exemplary multifunction device with a display and a touch-sensitive surface, according to various examples.

**[0029]** FIG. 5A illustrates an exemplary user interface for a menu of applications on a portable multifunction device, according to various examples.

**[0030]** FIG. 5B illustrates an exemplary user interface for a multifunction device with a touch-sensitive surface that is separate from the display, according to various examples.

**[0031]** FIG. 6A illustrates a personal electronic device, according to various examples.

**[0032]** FIG. 6B is a block diagram illustrating a personal electronic device, according to various examples.

**[0033]** FIG. 7A is a block diagram illustrating a digital assistant system or a server portion thereof, according to various examples.

**[0034]** FIG. 7B illustrates the functions of the digital assistant shown in FIG. 7A, according to various examples.

**[0035]** FIG. 7C illustrates a portion of an ontology, according to various examples.

**[0036]** FIGS. 8A-C provide illustrations of multi-modal interaction with an electronic device, according to various examples.

**[0037]** FIGS. 9A-9C provide illustrations of multi-modal interaction with an electronic device, according to various examples.

**[0038]** FIG. 10A illustrates various electronic devices of an environment, according to various examples.

**[0039]** FIGS. 10B-C illustrate exemplary user interfaces of an electronic device, according to various examples.

**[0040]** FIGS. 11A-11C provide illustrations of multi-modal interaction with an electronic device, according to various examples.

**[0041]** FIGS. 12A-12B provide illustrations of multi-modal interaction with an electronic device, according to various examples.

**[0042]** FIG. 13 illustrates a process for multi-modal interaction with an electronic device, according to various examples.

**[0043]** FIG. 14 illustrates a process for selectively disabling an output of an electronic device, according to various examples.

**[0044]** FIG. 15 illustrates a process for multi-modal interaction with an electronic device, according to various examples.

**[0045]** FIG. 16 illustrates a process for multi-modal interaction with an electronic device, according to various examples.

#### DETAILED DESCRIPTION

**[0046]** In the following description of examples, reference is made to the accompanying drawings in which are shown by way of illustration specific examples that can be practiced. It is to be understood that other examples can be used and structural changes can be made without departing from the scope of the various examples.

**[0047]** Although the following description uses terms “first,” “second,” etc. to describe various elements, these elements should not be limited by the terms. These terms are only used to distinguish one element from another. For example, a first input could be termed a second input, and, similarly, a second input could be termed a first input, without departing from the scope of the various described examples. The first input and the second input are both inputs and, in some cases, are separate and different inputs.

**[0048]** The terminology used in the description of the various described examples herein is for the purpose of describing particular examples only and is not intended to be limiting. As used in the description of the various described examples and the appended claims, the singular forms “a,” “an,” and “the” are intended to include the plural forms as well, unless the context clearly indicates otherwise. It will also be understood that the term “and/or” as used herein refers to and encompasses any and all possible combinations of one or more of the associated listed items. It will be further understood that the terms “includes,” “including,” “comprises,” and/or “comprising,” when used in this specification, specify the presence of stated features, integers, steps, operations, elements, and/or components, but do not preclude the presence or addition of one or more other features, integers, steps, operations, elements, components, and/or groups thereof.

**[0049]** The term “if” may be construed to mean “when” or “upon” or “in response to determining” or “in response to detecting,” depending on the context. Similarly, the phrase “if it is determined” or “if [a stated condition or event] is detected” may be construed to mean “upon determining” or “in response to determining” or “upon detecting [the stated condition or event]” or “in response to detecting [the stated condition or event],” depending on the context.

#### 1. System and Environment

**[0050]** FIG. 1 illustrates a block diagram of system 100 according to various examples. In some examples, system 100 implements a digital assistant. The terms “digital assistant,” “virtual assistant,” “intelligent automated assistant,” or “automatic digital assistant” refer to any information processing system that interprets natural language input in spoken and/or textual form to infer user intent, and performs actions based on the inferred user intent. For example, to act on an inferred user intent, the system performs one or more of the following: identifying a task flow with steps and parameters designed to accomplish the inferred user intent, inputting specific requirements from the inferred user intent into the task flow; executing the task flow by invoking programs, methods, services, APIs, or the like; and generating output responses to the user in an audible (e.g., speech) and/or visual form.

**[0051]** Specifically, a digital assistant is capable of accepting a user request at least partially in the form of a natural language command, request, statement, narrative, and/or inquiry. Typically, the user request seeks either an informational answer or performance of a task by the digital assistant. A satisfactory response to the user request includes a provision of the requested informational answer, a performance of the requested task, or a combination of the two. For example, a user asks the digital assistant a question, such as “Where am I right now?” Based on the user’s current location, the digital assistant answers, “You are in Central Park near the west gate.” The user also requests the performance of a task, for example, “Please invite my friends to my girlfriend’s birthday party next week.” In response, the digital assistant can acknowledge the request by saying “Yes, right away,” and then send a suitable calendar invite on behalf of the user to each of the user’s friends listed in the user’s electronic address book. During performance of a requested task, the digital assistant sometimes interacts with the user in a continuous dialogue involving multiple exchanges of information over an extended period of time. There are numerous other ways of interacting with a digital assistant to request information or performance of various tasks. In addition to providing verbal responses and taking programmed actions, the digital assistant also provides responses in other visual or audio forms, e.g., as text, alerts, music, videos, animations, etc.

**[0052]** As shown in FIG. 1, in some examples, a digital assistant is implemented according to a client-server model. The digital assistant includes client-side portion 102 (hereafter “DA client 102”) executed on user device 104 and server-side portion 106 (hereafter “DA server 106”) executed on server system 108. DA client 102 communicates with DA server 106 through one or more networks 110. DA client 102 provides client-side functionalities such as user-facing input and output processing and communication with DA server 106. DA server 106 provides server-side functionalities for any number of DA clients 102 each residing on a respective user device 104.

**[0053]** In some examples, DA server 106 includes client-facing I/O interface 112, one or more processing modules 114, data and models 116, and I/O interface to external services 118. The client-facing I/O interface 112 facilitates the client-facing input and output processing for DA server 106. One or more processing modules 114 utilize data and models 116 to process speech input and determine the user’s intent based on natural language input. Further, one or more processing modules 114 perform task execution based on inferred user intent. In some examples, DA server 106 communicates with external services 120 through network (s) 110 for task completion or information acquisition. I/O interface to external services 118 facilitates such communications.

**[0054]** User device 104 can be any suitable electronic device. In some examples, user device is a portable multifunctional device (e.g., device 200, described below with reference to FIG. 2A), a multifunctional device (e.g., device 400, described below with reference to FIG. 4), or a personal electronic device (e.g., device 600, described below with reference to FIG. 6A-B.) A portable multifunctional device is, for example, a mobile telephone that also contains other functions, such as PDA and/or music player functions. Specific examples of portable multifunctional devices include the iPhone®, iPod Touch®, and iPad® devices from Apple

Inc. of Cupertino, Calif. Other examples of portable multifunctional devices include, without limitation, laptop or tablet computers. Further, in some examples, user device 104 is a non-portable multifunctional device. In particular, user device 104 is a desktop computer, a game console, a television, or a television set-top box. In some examples, user device 104 includes a touch-sensitive surface (e.g., touch screen displays and/or touchpads). Further, user device 104 optionally includes one or more other physical user-interface devices, such as a physical keyboard, a mouse, and/or a joystick. Various examples of electronic devices, such as multifunctional devices, are described below in greater detail.

**[0055]** Examples of communication network(s) 110 include local area networks (LAN) and wide area networks (WAN), e.g., the Internet. Communication network(s) 110 is implemented using any known network protocol, including various wired or wireless protocols, such as, for example, Ethernet, Universal Serial Bus (USB), FIREWIRE, Global System for Mobile Communications (GSM), Enhanced Data GSM Environment (EDGE), code division multiple access (CDMA), time division multiple access (TDMA), Bluetooth, Wi-Fi, voice over Internet Protocol (VoIP), Wi-MAX, or any other suitable communication protocol.

**[0056]** Server system 108 is implemented on one or more standalone data processing apparatus or a distributed network of computers. In some examples, server system 108 also employs various virtual devices and/or services of third-party service providers (e.g., third-party cloud service providers) to provide the underlying computing resources and/or infrastructure resources of server system 108.

**[0057]** In some examples, user device 104 communicates with DA server 106 via second user device 122. Second user device 122 is similar or identical to user device 104. For example, second user device 122 is similar to devices 200, 400, or 600 described below with reference to FIGS. 2A, 4, and 6A-B. User device 104 is configured to communicatively couple to second user device 122 via a direct communication connection, such as Bluetooth, NFC, BTLE, or the like, or via a wired or wireless network, such as a local Wi-Fi network. In some examples, second user device 122 is configured to act as a proxy between user device 104 and DA server 106. For example, DA client 102 of user device 104 is configured to transmit information (e.g., a user request received at user device 104) to DA server 106 via second user device 122. DA server 106 processes the information and return relevant data (e.g., data content responsive to the user request) to user device 104 via second user device 122.

**[0058]** In some examples, user device 104 is configured to communicate abbreviated requests for data to second user device 122 to reduce the amount of information transmitted from user device 104. Second user device 122 is configured to determine supplemental information to add to the abbreviated request to generate a complete request to transmit to DA server 106. This system architecture can advantageously allow user device 104 having limited communication capabilities and/or limited battery power (e.g., a watch or a similar compact electronic device) to access services provided by DA server 106 by using second user device 122, having greater communication capabilities and/or battery power (e.g., a mobile phone, laptop computer, tablet computer, or the like), as a proxy to DA server 106. While only two user devices 104 and 122 are shown in FIG. 1, it should

be appreciated that system **100**, in some examples, includes any number and type of user devices configured in this proxy configuration to communicate with DA server system **106**. [0059] Although the digital assistant shown in FIG. 1 includes both a client-side portion (e.g., DA client **102**) and a server-side portion (e.g., DA server **106**), in some examples, the functions of a digital assistant are implemented as a standalone application installed on a user device. In addition, the divisions of functionalities between the client and server portions of the digital assistant can vary in different implementations. For instance, in some examples, the DA client is a thin-client that provides only user-facing input and output processing functions, and delegates all other functionalities of the digital assistant to a backend server.

## 2. Electronic Devices

[0060] Attention is now directed toward embodiments of electronic devices for implementing the client-side portion of a digital assistant. FIG. 2A is a block diagram illustrating portable multifunction device **200** with touch-sensitive display system **212** in accordance with some embodiments. Touch-sensitive display **212** is sometimes called a “touch screen” for convenience and is sometimes known as or called a “touch-sensitive display system.” Device **200** includes memory **202** (which optionally includes one or more computer-readable storage mediums), memory controller **222**, one or more processing units (CPUs) **220**, peripherals interface **218**, RF circuitry **208**, audio circuitry **210**, speaker **211**, microphone **213**, input/output (I/O) subsystem **206**, other input control devices **216**, and external port **224**. Device **200** optionally includes one or more optical sensors **264**. Device **200** optionally includes one or more contact intensity sensors **265** for detecting intensity of contacts on device **200** (e.g., a touch-sensitive surface such as touch-sensitive display system **212** of device **200**). Device **200** optionally includes one or more tactile output generators **267** for generating tactile outputs on device **200** (e.g., generating tactile outputs on a touch-sensitive surface such as touch-sensitive display system **212** of device **200** or touchpad **455** of device **400**). These components optionally communicate over one or more communication buses or signal lines **203**.

[0061] As used in the specification and claims, the term “intensity” of a contact on a touch-sensitive surface refers to the force or pressure (force per unit area) of a contact (e.g., a finger contact) on the touch-sensitive surface, or to a substitute (proxy) for the force or pressure of a contact on the touch-sensitive surface. The intensity of a contact has a range of values that includes at least four distinct values and more typically includes hundreds of distinct values (e.g., at least 256). Intensity of a contact is, optionally, determined (or measured) using various approaches and various sensors or combinations of sensors. For example, one or more force sensors underneath or adjacent to the touch-sensitive surface are, optionally, used to measure force at various points on the touch-sensitive surface. In some implementations, force measurements from multiple force sensors are combined (e.g., a weighted average) to determine an estimated force of a contact. Similarly, a pressure-sensitive tip of a stylus is, optionally, used to determine a pressure of the stylus on the touch-sensitive surface. Alternatively, the size of the contact area detected on the touch-sensitive surface and/or changes thereto, the capacitance of the touch-sensitive surface proximate to the contact and/or changes thereto, and/or the resistance of the touch-sensitive surface proximate to the contact and/or changes thereto are, optionally, used as a substitute for the force or pressure of the contact on the touch-sensitive surface. In some implementations, the substitute measurements for contact force or pressure are used directly to determine whether an intensity threshold has been exceeded (e.g., the intensity threshold is described in units corresponding to the substitute measurements). In some implementations, the substitute measurements for contact force or pressure are converted to an estimated force or pressure, and the estimated force or pressure is used to determine whether an intensity threshold has been exceeded (e.g., the intensity threshold is a pressure threshold measured in units of pressure). Using the intensity of a contact as an attribute of a user input allows for user access to additional device functionality that may otherwise not be accessible by the user on a reduced-size device with limited real estate for displaying affordances (e.g., on a touch-sensitive display) and/or receiving user input (e.g., via a touch-sensitive display, a touch-sensitive surface, or a physical/mechanical control such as a knob or a button).

[0062] As used in the specification and claims, the term “tactile output” refers to physical displacement of a device relative to a previous position of the device, physical displacement of a component (e.g., a touch-sensitive surface) of a device relative to another component (e.g., housing) of the device, or displacement of the component relative to a center of mass of the device that will be detected by a user with the user’s sense of touch. For example, in situations where the device or the component of the device is in contact with a surface of a user that is sensitive to touch (e.g., a finger, palm, or other part of a user’s hand), the tactile output generated by the physical displacement will be interpreted by the user as a tactile sensation corresponding to a perceived change in physical characteristics of the device or the component of the device. For example, movement of a touch-sensitive surface (e.g., a touch-sensitive display or trackpad) is, optionally, interpreted by the user as a “down click” or “up click” of a physical actuator button. In some cases, a user will feel a tactile sensation such as an “down click” or “up click” even when there is no movement of a physical actuator button associated with the touch-sensitive surface that is physically pressed (e.g., displaced) by the user’s movements. As another example, movement of the touch-sensitive surface is, optionally, interpreted or sensed by the user as “roughness” of the touch-sensitive surface, even when there is no change in smoothness of the touch-sensitive surface. While such interpretations of touch by a user will be subject to the individualized sensory perceptions of the user, there are many sensory perceptions of touch that are common to a large majority of users. Thus, when a tactile output is described as corresponding to a particular sensory perception of a user (e.g., an “up click,” a “down click,” “roughness”), unless otherwise stated, the generated tactile output corresponds to physical displacement of the device or a component thereof that will generate the described sensory perception for a typical (or average) user.

[0063] It should be appreciated that device **200** is only one example of a portable multifunction device, and that device **200** optionally has more or fewer components than shown, optionally combines two or more components, or optionally has a different configuration or arrangement of the components. The various components shown in FIG. 2A are

implemented in hardware, software, or a combination of both hardware and software, including one or more signal processing and/or application-specific integrated circuits.

**[0064]** Memory **202** includes one or more computer-readable storage mediums. The computer-readable storage mediums are, for example, tangible and non-transitory. Memory **202** includes high-speed random access memory and also includes non-volatile memory, such as one or more magnetic disk storage devices, flash memory devices, or other non-volatile solid-state memory devices. Memory controller **222** controls access to memory **202** by other components of device **200**.

**[0065]** In some examples, a non-transitory computer-readable storage medium of memory **202** is used to store instructions (e.g., for performing aspects of processes described below) for use by or in connection with an instruction execution system, apparatus, or device, such as a computer-based system, processor-containing system, or other system that can fetch the instructions from the instruction execution system, apparatus, or device and execute the instructions. In other examples, the instructions (e.g., for performing aspects of the processes described below) are stored on a non-transitory computer-readable storage medium (not shown) of the server system **108** or are divided between the non-transitory computer-readable storage medium of memory **202** and the non-transitory computer-readable storage medium of server system **108**.

**[0066]** Peripherals interface **218** is used to couple input and output peripherals of the device to CPU **220** and memory **202**. The one or more processors **220** run or execute various software programs and/or sets of instructions stored in memory **202** to perform various functions for device **200** and to process data. In some embodiments, peripherals interface **218**, CPU **220**, and memory controller **222** are implemented on a single chip, such as chip **204**. In some other embodiments, they are implemented on separate chips.

**[0067]** RF (radio frequency) circuitry **208** receives and sends RF signals, also called electromagnetic signals. RF circuitry **208** converts electrical signals to/from electromagnetic signals and communicates with communications networks and other communications devices via the electromagnetic signals. RF circuitry **208** optionally includes well-known circuitry for performing these functions, including but not limited to an antenna system, an RF transceiver, one or more amplifiers, a tuner, one or more oscillators, a digital signal processor, a CODEC chipset, a subscriber identity module (SIM) card, memory, and so forth. RF circuitry **208** optionally communicates with networks, such as the Internet, also referred to as the World Wide Web (WWW), an intranet and/or a wireless network, such as a cellular telephone network, a wireless local area network (LAN) and/or a metropolitan area network (MAN), and other devices by wireless communication. The RF circuitry **208** optionally includes well-known circuitry for detecting near field communication (NFC) fields, such as by a short-range communication radio. The wireless communication optionally uses any of a plurality of communications standards, protocols, and technologies, including but not limited to Global System for Mobile Communications (GSM), Enhanced Data GSM Environment (EDGE), high-speed downlink packet access (HSDPA), high-speed uplink packet access (HSUPA), Evolution, Data-Only (EV-DO), HSPA, HSPA+, Dual-Cell HSPA (DC-HSPDA), long term evolution (LTE), near field communication (NFC), wideband code division multiple

access (W-CDMA), code division multiple access (CDMA), time division multiple access (TDMA), Bluetooth, Bluetooth Low Energy (BTLE), Wireless Fidelity (Wi-Fi) (e.g., IEEE 802.11a, IEEE 802.11b, IEEE 802.11g, IEEE 802.11n, and/or IEEE 802.11ac), voice over Internet Protocol (VoIP), Wi-MAX, a protocol for e mail (e.g., Internet message access protocol (IMAP) and/or post office protocol (POP)), instant messaging (e.g., extensible messaging and presence protocol (XMPP), Session Initiation Protocol for Instant Messaging and Presence Leveraging Extensions (SIMPLE), Instant Messaging and Presence Service (IMPS)), and/or Short Message Service (SMS), or any other suitable communication protocol, including communication protocols not yet developed as of the filing date of this document.

**[0068]** Audio circuitry **210**, speaker **211**, and microphone **213** provide an audio interface between a user and device **200**. Audio circuitry **210** receives audio data from peripherals interface **218**, converts the audio data to an electrical signal, and transmits the electrical signal to speaker **211**. Speaker **211** converts the electrical signal to human-audible sound waves. Audio circuitry **210** also receives electrical signals converted by microphone **213** from sound waves. Audio circuitry **210** converts the electrical signal to audio data and transmits the audio data to peripherals interface **218** for processing. Audio data are retrieved from and/or transmitted to memory **202** and/or RF circuitry **208** by peripherals interface **218**. In some embodiments, audio circuitry **210** also includes a headset jack (e.g., **312**, FIG. 3). The headset jack provides an interface between audio circuitry **210** and removable audio input/output peripherals, such as output-only headphones or a headset with both output (e.g., a headphone for one or both ears) and input (e.g., a microphone).

**[0069]** I/O subsystem **206** couples input/output peripherals on device **200**, such as touch screen **212** and other input control devices **216**, to peripherals interface **218**. I/O subsystem **206** optionally includes display controller **256**, optical sensor controller **258**, intensity sensor controller **259**, haptic feedback controller **261**, and one or more input controllers **260** for other input or control devices. The one or more input controllers **260** receive/send electrical signals from/to other input control devices **216**. The other input control devices **216** optionally include physical buttons (e.g., push buttons, rocker buttons, etc.), dials, slider switches, joysticks, click wheels, and so forth. In some alternate embodiments, input controller(s) **260** are, optionally, coupled to any (or none) of the following: a keyboard, an infrared port, a USB port, and a pointer device such as a mouse. The one or more buttons (e.g., **308**, FIG. 3) optionally include an up/down button for volume control of speaker **211** and/or microphone **213**. The one or more buttons optionally include a push button (e.g., **306**, FIG. 3).

**[0070]** A quick press of the push button disengages a lock of touch screen **212** or begin a process that uses gestures on the touch screen to unlock the device, as described in U.S. patent application Ser. No. 11/322,549, "Unlocking a Device by Performing Gestures on an Unlock Image," filed Dec. 23, 2005, U.S. Pat. No. 7,657,849, which is hereby incorporated by reference in its entirety. A longer press of the push button (e.g., **306**) turns power to device **200** on or off. The user is able to customize a functionality of one or more of the buttons. Touch screen **212** is used to implement virtual or soft buttons and one or more soft keyboards.

[0071] Touch-sensitive display **212** provides an input interface and an output interface between the device and a user. Display controller **256** receives and/or sends electrical signals from/to touch screen **212**. Touch screen **212** displays visual output to the user. The visual output includes graphics, text, icons, video, and any combination thereof (collectively termed “graphics”). In some embodiments, some or all of the visual output correspond to user-interface objects.

[0072] Touch screen **212** has a touch-sensitive surface, sensor, or set of sensors that accepts input from the user based on haptic and/or tactile contact. Touch screen **212** and display controller **256** (along with any associated modules and/or sets of instructions in memory **202**) detect contact (and any movement or breaking of the contact) on touch screen **212** and convert the detected contact into interaction with user-interface objects (e.g., one or more soft keys, icons, web pages, or images) that are displayed on touch screen **212**. In an exemplary embodiment, a point of contact between touch screen **212** and the user corresponds to a finger of the user.

[0073] Touch screen **212** uses LCD (liquid crystal display) technology, LPD (light emitting polymer display) technology, or LED (light emitting diode) technology, although other display technologies may be used in other embodiments. Touch screen **212** and display controller **256** detect contact and any movement or breaking thereof using any of a plurality of touch sensing technologies now known or later developed, including but not limited to capacitive, resistive, infrared, and surface acoustic wave technologies, as well as other proximity sensor arrays or other elements for determining one or more points of contact with touch screen **212**. In an exemplary embodiment, projected mutual capacitance sensing technology is used, such as that found in the iPhone® and iPod Touch® from Apple Inc. of Cupertino, Calif.

[0074] A touch-sensitive display in some embodiments of touch screen **212** is analogous to the multi-touch sensitive touchpads described in the following U.S. Pat. No. 6,323,846 (Westerman et al.), U.S. Pat. No. 6,570,557 (Westerman et al.), and/or U.S. Pat. No. 6,677,932 (Westerman), and/or U.S. Patent Publication 2002/0015024A1, each of which is hereby incorporated by reference in its entirety. However, touch screen **212** displays visual output from device **200**, whereas touch-sensitive touchpads do not provide visual output.

[0075] A touch-sensitive display in some embodiments of touch screen **212** is as described in the following applications: (1) U.S. patent application Ser. No. 11/381,313, “Multipoint Touch Surface Controller,” filed May 2, 2006; (2) U.S. patent application Ser. No. 10/840,862, “Multipoint Touchscreen,” filed May 6, 2004; (3) U.S. patent application Ser. No. 10/903,964, “Gestures For Touch Sensitive Input Devices,” filed Jul. 30, 2004; (4) U.S. patent application Ser. No. 11/048,264, “Gestures For Touch Sensitive Input Devices,” filed Jan. 31, 2005; (5) U.S. patent application Ser. No. 11/038,590, “Mode-Based Graphical User Interfaces For Touch Sensitive Input Devices,” filed Jan. 18, 2005; (6) U.S. patent application Ser. No. 11/228,758, “Virtual Input Device Placement On A Touch Screen User Interface,” filed Sep. 16, 2005; (7) U.S. patent application Ser. No. 11/228,700, “Operation Of A Computer With A Touch Screen Interface,” filed Sep. 16, 2005; (8) U.S. patent application Ser. No. 11/228,737, “Activating Virtual Keys Of A Touch-Screen Virtual Keyboard,” filed Sep. 16, 2005; and (9) U.S.

patent application Ser. No. 11/367,749, “Multi-Functional Hand-Held Device,” filed Mar. 3, 2006. All of these applications are incorporated by reference herein in their entirety.

[0076] Touch screen **212** has, for example, a video resolution in excess of 100 dpi. In some embodiments, the touch screen has a video resolution of approximately 160 dpi. The user makes contact with touch screen **212** using any suitable object or appendage, such as a stylus, a finger, and so forth. In some embodiments, the user interface is designed to work primarily with finger-based contacts and gestures, which can be less precise than stylus-based input due to the larger area of contact of a finger on the touch screen. In some embodiments, the device translates the rough finger-based input into a precise pointer/cursor position or command for performing the actions desired by the user.

[0077] In some embodiments, in addition to the touch screen, device **200** includes a touchpad (not shown) for activating or deactivating particular functions. In some embodiments, the touchpad is a touch-sensitive area of the device that, unlike the touch screen, does not display visual output. The touchpad is a touch-sensitive surface that is separate from touch screen **212** or an extension of the touch-sensitive surface formed by the touch screen.

[0078] Device **200** also includes power system **262** for powering the various components. Power system **262** includes a power management system, one or more power sources (e.g., battery, alternating current (AC)), a recharging system, a power failure detection circuit, a power converter or inverter, a power status indicator (e.g., a light-emitting diode (LED)) and any other components associated with the generation, management and distribution of power in portable devices.

[0079] Device **200** also includes one or more optical sensors **264**. FIG. 2A shows an optical sensor coupled to optical sensor controller **258** in I/O subsystem **206**. Optical sensor **264** includes charge-coupled device (CCD) or complementary metal-oxide semiconductor (CMOS) phototransistors. Optical sensor **264** receives light from the environment, projected through one or more lenses, and converts the light to data representing an image. In conjunction with imaging module **243** (also called a camera module), optical sensor **264** captures still images or video. In some embodiments, an optical sensor is located on the back of device **200**, opposite touch screen display **212** on the front of the device so that the touch screen display is used as a viewfinder for still and/or video image acquisition. In some embodiments, an optical sensor is located on the front of the device so that the user’s image is obtained for video conferencing while the user views the other video conference participants on the touch screen display. In some embodiments, the position of optical sensor **264** can be changed by the user (e.g., by rotating the lens and the sensor in the device housing) so that a single optical sensor **264** is used along with the touch screen display for both video conferencing and still and/or video image acquisition.

[0080] Device **200** optionally also includes one or more contact intensity sensors **265**. FIG. 2A shows a contact intensity sensor coupled to intensity sensor controller **259** in I/O subsystem **206**. Contact intensity sensor **265** optionally includes one or more piezoresistive strain gauges, capacitive force sensors, electric force sensors, piezoelectric force sensors, optical force sensors, capacitive touch-sensitive surfaces, or other intensity sensors (e.g., sensors used to measure the force (or pressure) of a contact on a touch-

sensitive surface). Contact intensity sensor **265** receives contact intensity information (e.g., pressure information or a proxy for pressure information) from the environment. In some embodiments, at least one contact intensity sensor is collocated with, or proximate to, a touch-sensitive surface (e.g., touch-sensitive display system **212**). In some embodiments, at least one contact intensity sensor is located on the back of device **200**, opposite touch screen display **212**, which is located on the front of device **200**.

[0081] Device **200** also includes one or more proximity sensors **266**. FIG. 2A shows proximity sensor **266** coupled to peripherals interface **218**. Alternately, proximity sensor **266** is coupled to input controller **260** in I/O subsystem **206**. Proximity sensor **266** is performed as described in U.S. patent application Ser. No. 11/241,839, “Proximity Detector In Handheld Device”; Ser. No. 11/240,788, “Proximity Detector In Handheld Device”; Ser. No. 11/620,702, “Using Ambient Light Sensor To Augment Proximity Sensor Output”; Ser. No. 11/586,862, “Automated Response To And Sensing Of User Activity In Portable Devices”; and Ser. No. 11/638,251, “Methods And Systems For Automatic Configuration Of Peripherals,” which are hereby incorporated by reference in their entirety. In some embodiments, the proximity sensor turns off and disables touch screen **212** when the multifunction device is placed near the user’s ear (e.g., when the user is making a phone call).

[0082] Device **200** optionally also includes one or more tactile output generators **267**. FIG. 2A shows a tactile output generator coupled to haptic feedback controller **261** in I/O subsystem **206**. Tactile output generator **267** optionally includes one or more electroacoustic devices such as speakers or other audio components and/or electromechanical devices that convert energy into linear motion such as a motor, solenoid, electroactive polymer, piezoelectric actuator, electrostatic actuator, or other tactile output generating component (e.g., a component that converts electrical signals into tactile outputs on the device). Contact intensity sensor **265** receives tactile feedback generation instructions from haptic feedback module **233** and generates tactile outputs on device **200** that are capable of being sensed by a user of device **200**. In some embodiments, at least one tactile output generator is collocated with, or proximate to, a touch-sensitive surface (e.g., touch-sensitive display system **212**) and, optionally, generates a tactile output by moving the touch-sensitive surface vertically (e.g., in/out of a surface of device **200**) or laterally (e.g., back and forth in the same plane as a surface of device **200**). In some embodiments, at least one tactile output generator sensor is located on the back of device **200**, opposite touch screen display **212**, which is located on the front of device **200**.

[0083] Device **200** also includes one or more accelerometers **268**. FIG. 2A shows accelerometer **268** coupled to peripherals interface **218**. Alternately, accelerometer **268** is coupled to an input controller **260** in I/O subsystem **206**. Accelerometer **268** performs, for example, as described in U.S. Patent Publication No. 20050190059, “Acceleration-based Theft Detection System for Portable Electronic Devices,” and U.S. Patent Publication No. 20060017692, “Methods And Apparatuses For Operating A Portable Device Based On An Accelerometer,” both of which are incorporated by reference herein in their entirety. In some embodiments, information is displayed on the touch screen display in a portrait view or a landscape view based on an analysis of data received from the one or more accelerom-

eters. Device **200** optionally includes, in addition to accelerometer(s) **268**, a magnetometer (not shown) and a GPS (or GLONASS or other global navigation system) receiver (not shown) for obtaining information concerning the location and orientation (e.g., portrait or landscape) of device **200**.

[0084] In some embodiments, the software components stored in memory **202** include operating system **226**, communication module (or set of instructions) **228**, contact/motion module (or set of instructions) **230**, graphics module (or set of instructions) **232**, text input module (or set of instructions) **234**, Global Positioning System (GPS) module (or set of instructions) **235**, Digital Assistant Client Module **229**, and applications (or sets of instructions) **236**. Further, memory **202** stores data and models, such as user data and models **231**. Furthermore, in some embodiments, memory **202** (FIG. 2A) or **470** (FIG. 4) stores device/global internal state **257**, as shown in FIGS. 2A and 4. Device/global internal state **257** includes one or more of: active application state, indicating which applications, if any, are currently active; display state, indicating what applications, views or other information occupy various regions of touch screen display **212**; sensor state, including information obtained from the device’s various sensors and input control devices **216**; and location information concerning the device’s location and/or attitude.

[0085] Operating system **226** (e.g., Darwin, RTXC, LINUX, UNIX, OS X, iOS, WINDOWS, or an embedded operating system such as VxWorks) includes various software components and/or drivers for controlling and managing general system tasks (e.g., memory management, storage device control, power management, etc.) and facilitates communication between various hardware and software components.

[0086] Communication module **228** facilitates communication with other devices over one or more external ports **224** and also includes various software components for handling data received by RF circuitry **208** and/or external port **224**. External port **224** (e.g., Universal Serial Bus (USB), FIREWIRE, etc.) is adapted for coupling directly to other devices or indirectly over a network (e.g., the Internet, wireless LAN, etc.). In some embodiments, the external port is a multi-pin (e.g., 30-pin) connector that is the same as, or similar to and/or compatible with, the 30-pin connector used on iPod® (trademark of Apple Inc.) devices.

[0087] Contact/motion module **230** optionally detects contact with touch screen **212** (in conjunction with display controller **256**) and other touch-sensitive devices (e.g., a touchpad or physical click wheel). Contact/motion module **230** includes various software components for performing various operations related to detection of contact, such as determining if contact has occurred (e.g., detecting a finger-down event), determining an intensity of the contact (e.g., the force or pressure of the contact or a substitute for the force or pressure of the contact), determining if there is movement of the contact and tracking the movement across the touch-sensitive surface (e.g., detecting one or more finger-dragging events), and determining if the contact has ceased (e.g., detecting a finger-up event or a break in contact). Contact/motion module **230** receives contact data from the touch-sensitive surface. Determining movement of the point of contact, which is represented by a series of contact data, optionally includes determining speed (magnitude), velocity (magnitude and direction), and/or an acceleration (a change in magnitude and/or direction) of the point

of contact. These operations are, optionally, applied to single contacts (e.g., one finger contacts) or to multiple simultaneous contacts (e.g., “multitouch”/multiple finger contacts). In some embodiments, contact/motion module 230 and display controller 256 detect contact on a touchpad.

[0088] In some embodiments, contact/motion module 230 uses a set of one or more intensity thresholds to determine whether an operation has been performed by a user (e.g., to determine whether a user has “clicked” on an icon). In some embodiments, at least a subset of the intensity thresholds are determined in accordance with software parameters (e.g., the intensity thresholds are not determined by the activation thresholds of particular physical actuators and can be adjusted without changing the physical hardware of device 200). For example, a mouse “click” threshold of a trackpad or touch screen display can be set to any of a large range of predefined threshold values without changing the trackpad or touch screen display hardware. Additionally, in some implementations, a user of the device is provided with software settings for adjusting one or more of the set of intensity thresholds (e.g., by adjusting individual intensity thresholds and/or by adjusting a plurality of intensity thresholds at once with a system-level click “intensity” parameter).

[0089] Contact/motion module 230 optionally detects a gesture input by a user. Different gestures on the touch-sensitive surface have different contact patterns (e.g., different motions, timings, and/or intensities of detected contacts). Thus, a gesture is, optionally, detected by detecting a particular contact pattern. For example, detecting a finger tap gesture includes detecting a finger-down event followed by detecting a finger-up (liftoff) event at the same position (or substantially the same position) as the finger-down event (e.g., at the position of an icon). As another example, detecting a finger swipe gesture on the touch-sensitive surface includes detecting a finger-down event followed by detecting one or more finger-dragging events, and subsequently followed by detecting a finger-up (liftoff) event.

[0090] Graphics module 232 includes various known software components for rendering and displaying graphics on touch screen 212 or other display, including components for changing the visual impact (e.g., brightness, transparency, saturation, contrast, or other visual property) of graphics that are displayed. As used herein, the term “graphics” includes any object that can be displayed to a user, including, without limitation, text, web pages, icons (such as user-interface objects including soft keys), digital images, videos, animations, and the like.

[0091] In some embodiments, graphics module 232 stores data representing graphics to be used. Each graphic is, optionally, assigned a corresponding code. Graphics module 232 receives, from applications etc., one or more codes specifying graphics to be displayed along with, if necessary, coordinate data and other graphic property data, and then generates screen image data to output to display controller 256.

[0092] Haptic feedback module 233 includes various software components for generating instructions used by tactile output generator(s) 267 to produce tactile outputs at one or more locations on device 200 in response to user interactions with device 200.

[0093] Text input module 234, which is, in some examples, a component of graphics module 232, provides soft keyboards for entering text in various applications (e.g.,

contacts 237, email 240, IM 241, browser 247, and any other application that needs text input).

[0094] GPS module 235 determines the location of the device and provides this information for use in various applications (e.g., to telephone 238 for use in location-based dialing; to camera 243 as picture/video metadata; and to applications that provide location-based services such as weather widgets, local yellow page widgets, and map/navigation widgets).

[0095] Digital assistant client module 229 includes various client-side digital assistant instructions to provide the client-side functionalities of the digital assistant. For example, digital assistant client module 229 is capable of accepting voice input (e.g., speech input), text input, touch input, and/or gestural input through various user interfaces (e.g., microphone 213, accelerometer(s) 268, touch-sensitive display system 212, optical sensor(s) 229, other input control devices 216, etc.) of portable multifunction device 200. Digital assistant client module 229 is also capable of providing output in audio (e.g., speech output), visual, and/or tactile forms through various output interfaces (e.g., speaker 211, touch-sensitive display system 212, tactile output generator(s) 267, etc.) of portable multifunction device 200. For example, output is provided as voice, sound, alerts, text messages, menus, graphics, videos, animations, vibrations, and/or combinations of two or more of the above. During operation, digital assistant client module 229 communicates with DA server 106 using RF circuitry 208.

[0096] User data and models 231 include various data associated with the user (e.g., user-specific vocabulary data, user preference data, user-specified name pronunciations, data from the user’s electronic address book, to-do lists, shopping lists, etc.) to provide the client-side functionalities of the digital assistant. Further, user data and models 231 include various models (e.g., speech recognition models, statistical language models, natural language processing models, ontology, task flow models, service models, etc.) for processing user input and determining user intent.

[0097] In some examples, digital assistant client module 229 utilizes the various sensors, subsystems, and peripheral devices of portable multifunction device 200 to gather additional information from the surrounding environment of the portable multifunction device 200 to establish a context associated with a user, the current user interaction, and/or the current user input. In some examples, digital assistant client module 229 provides the contextual information or a subset thereof with the user input to DA server 106 to help infer the user’s intent. In some examples, the digital assistant also uses the contextual information to determine how to prepare and deliver outputs to the user. Contextual information is referred to as context data.

[0098] In some examples, the contextual information that accompanies the user input includes sensor information, e.g., lighting, ambient noise, ambient temperature, images or videos of the surrounding environment, etc. In some examples, the contextual information can also include the physical state of the device, e.g., device orientation, device location, device temperature, power level, speed, acceleration, motion patterns, cellular signals strength, etc. In some examples, information related to the software state of DA server 106, e.g., running processes, installed programs, past and present network activities, background services, error logs, resources usage, etc., and of portable multifunction

device **200** is provided to DA server **106** as contextual information associated with a user input.

[0099] In some examples, the digital assistant client module **229** selectively provides information (e.g., user data **231**) stored on the portable multifunction device **200** in response to requests from DA server **106**. In some examples, digital assistant client module **229** also elicits additional input from the user via a natural language dialogue or other user interfaces upon request by DA server **106**. Digital assistant client module **229** passes the additional input to DA server **106** to help DA server **106** in intent deduction and/or fulfillment of the user's intent expressed in the user request.

[0100] A more detailed description of a digital assistant is described below with reference to FIGS. 7A-C. It should be recognized that digital assistant client module **229** can include any number of the sub-modules of digital assistant module **726** described below.

[0101] Applications **236** include the following modules (or sets of instructions), or a subset or superset thereof:

[0102] Contacts module **237** (sometimes called an address book or contact list);

[0103] Telephone module **238**;

[0104] Video conference module **239**;

[0105] E-mail client module **240**;

[0106] Instant messaging (IM) module **241**;

[0107] Workout support module **242**;

[0108] Camera module **243** for still and/or video images;

[0109] Image management module **244**;

[0110] Video player module;

[0111] Music player module;

[0112] Browser module **247**;

[0113] Calendar module **248**;

[0114] Widget modules **249**, which includes, in some examples, one or more of: weather widget **249-1**, stocks widget **249-2**, calculator widget **249-3**, alarm clock widget **249-4**, dictionary widget **249-5**, and other widgets obtained by the user, as well as user-created widgets **249-6**;

[0115] Widget creator module **250** for making user-created widgets **249-6**;

[0116] Search module **251**;

[0117] Video and music player module **252**, which merges video player module and music

[0118] player module;

[0119] Notes module **253**;

[0120] Map module **254**; and/or

[0121] Online video module **255**.

[0122] Examples of other applications **236** that are stored in memory **202** include other word processing applications, other image editing applications, drawing applications, presentation applications, JAVA-enabled applications, encryption, digital rights management, voice recognition, and voice replication.

[0123] In conjunction with touch screen **212**, display controller **256**, contact/motion module **230**, graphics module **232**, and text input module **234**, contacts module **237** are used to manage an address book or contact list (e.g., stored in application internal state **292** of contacts module **237** in memory **202** or memory **470**), including: adding name(s) to the address book; deleting name(s) from the address book; associating telephone number(s), e-mail address(es), physical address(es) or other information with a name; associating an image with a name; categorizing and sorting names;

providing telephone numbers or e-mail addresses to initiate and/or facilitate communications by telephone **238**, video conference module **239**, e-mail **240**, or IM **241**; and so forth.

[0124] In conjunction with RF circuitry **208**, audio circuitry **210**, speaker **211**, microphone **213**, touch screen **212**, display controller **256**, contact/motion module **230**, graphics module **232**, and text input module **234**, telephone module **238** are used to enter a sequence of characters corresponding to a telephone number, access one or more telephone numbers in contacts module **237**, modify a telephone number that has been entered, dial a respective telephone number, conduct a conversation, and disconnect or hang up when the conversation is completed. As noted above, the wireless communication uses any of a plurality of communications standards, protocols, and technologies.

[0125] In conjunction with RF circuitry **208**, audio circuitry **210**, speaker **211**, microphone **213**, touch screen **212**, display controller **256**, optical sensor **264**, optical sensor controller **258**, contact/motion module **230**, graphics module **232**, text input module **234**, contacts module **237**, and telephone module **238**, video conference module **239** includes executable instructions to initiate, conduct, and terminate a video conference between a user and one or more other participants in accordance with user instructions.

[0126] In conjunction with RF circuitry **208**, touch screen **212**, display controller **256**, contact/motion module **230**, graphics module **232**, and text input module **234**, e-mail client module **240** includes executable instructions to create, send, receive, and manage e-mail in response to user instructions. In conjunction with image management module **244**, e-mail client module **240** makes it very easy to create and send e-mails with still or video images taken with camera module **243**.

[0127] In conjunction with RF circuitry **208**, touch screen **212**, display controller **256**, contact/motion module **230**, graphics module **232**, and text input module **234**, the instant messaging module **241** includes executable instructions to enter a sequence of characters corresponding to an instant message, to modify previously entered characters, to transmit a respective instant message (for example, using a Short Message Service (SMS) or Multimedia Message Service (MMS) protocol for telephony-based instant messages or using XMPP, SIMPLE, or IMPS for Internet-based instant messages), to receive instant messages, and to view received instant messages. In some embodiments, transmitted and/or received instant messages include graphics, photos, audio files, video files and/or other attachments as are supported in an MMS and/or an Enhanced Messaging Service (EMS). As used herein, "instant messaging" refers to both telephony-based messages (e.g., messages sent using SMS or MMS) and Internet-based messages (e.g., messages sent using XMPP, SIMPLE, or IMPS).

[0128] In conjunction with RF circuitry **208**, touch screen **212**, display controller **256**, contact/motion module **230**, graphics module **232**, text input module **234**, GPS module **235**, map module **254**, and music player module, workout support module **242** includes executable instructions to create workouts (e.g., with time, distance, and/or calorie burning goals); communicate with workout sensors (sports devices); receive workout sensor data; calibrate sensors used to monitor a workout; select and play music for a workout; and display, store, and transmit workout data.

[0129] In conjunction with touch screen **212**, display controller **256**, optical sensor(s) **264**, optical sensor control-



ler 258, contact/motion module 230, graphics module 232, and image management module 244, camera module 243 includes executable instructions to capture still images or video (including a video stream) and store them into memory 202, modify characteristics of a still image or video, or delete a still image or video from memory 202.

[0130] In conjunction with touch screen 212, display controller 256, contact/motion module 230, graphics module 232, text input module 234, and camera module 243, image management module 244 includes executable instructions to arrange, modify (e.g., edit), or otherwise manipulate, label, delete, present (e.g., in a digital slide show or album), and store still and/or video images.

[0131] In conjunction with RF circuitry 208, touch screen 212, display controller 256, contact/motion module 230, graphics module 232, and text input module 234, browser module 247 includes executable instructions to browse the Internet in accordance with user instructions, including searching, linking to, receiving, and displaying web pages or portions thereof, as well as attachments and other files linked to web pages.

[0132] In conjunction with RF circuitry 208, touch screen 212, display controller 256, contact/motion module 230, graphics module 232, text input module 234, e-mail client module 240, and browser module 247, calendar module 248 includes executable instructions to create, display, modify, and store calendars and data associated with calendars (e.g., calendar entries, to-do lists, etc.) in accordance with user instructions.

[0133] In conjunction with RF circuitry 208, touch screen 212, display controller 256, contact/motion module 230, graphics module 232, text input module 234, and browser module 247, widget modules 249 are mini-applications that can be downloaded and used by a user (e.g., weather widget 249-1, stocks widget 249-2, calculator widget 249-3, alarm clock widget 249-4, and dictionary widget 249-5) or created by the user (e.g., user-created widget 249-6). In some embodiments, a widget includes an HTML (Hypertext Markup Language) file, a CSS (Cascading Style Sheets) file, and a JavaScript file. In some embodiments, a widget includes an XML (Extensible Markup Language) file and a JavaScript file (e.g., Yahoo! Widgets).

[0134] In conjunction with RF circuitry 208, touch screen 212, display controller 256, contact/motion module 230, graphics module 232, text input module 234, and browser module 247, the widget creator module 250 are used by a user to create widgets (e.g., turning a user-specified portion of a web page into a widget).

[0135] In conjunction with touch screen 212, display controller 256, contact/motion module 230, graphics module 232, and text input module 234, search module 251 includes executable instructions to search for text, music, sound, image, video, and/or other files in memory 202 that match one or more search criteria (e.g., one or more user-specified search terms) in accordance with user instructions.

[0136] In conjunction with touch screen 212, display controller 256, contact/motion module 230, graphics module 232, audio circuitry 210, speaker 211, RF circuitry 208, and browser module 247, video and music player module 252 includes executable instructions that allow the user to download and play back recorded music and other sound files stored in one or more file formats, such as MP3 or AAC files, and executable instructions to display, present, or otherwise play back videos (e.g., on touch screen 212 or on an external,

connected display via external port 224). In some embodiments, device 200 optionally includes the functionality of an MP3 player, such as an iPod (trademark of Apple Inc.).

[0137] In conjunction with touch screen 212, display controller 256, contact/motion module 230, graphics module 232, and text input module 234, notes module 253 includes executable instructions to create and manage notes, to-do lists, and the like in accordance with user instructions.

[0138] In conjunction with RF circuitry 208, touch screen 212, display controller 256, contact/motion module 230, graphics module 232, text input module 234, GPS module 235, and browser module 247, map module 254 are used to receive, display, modify, and store maps and data associated with maps (e.g., driving directions, data on stores and other points of interest at or near a particular location, and other location-based data) in accordance with user instructions.

[0139] In conjunction with touch screen 212, display controller 256, contact/motion module 230, graphics module 232, audio circuitry 210, speaker 211, RF circuitry 208, text input module 234, e-mail client module 240, and browser module 247, online video module 255 includes instructions that allow the user to access, browse, receive (e.g., by streaming and/or download), play back (e.g., on the touch screen or on an external, connected display via external port 224), send an e-mail with a link to a particular online video, and otherwise manage online videos in one or more file formats, such as H.264. In some embodiments, instant messaging module 241, rather than e-mail client module 240, is used to send a link to a particular online video. Additional description of the online video application can be found in U.S. Provisional Patent Application No. 60/936,562, "Portable Multifunction Device, Method, and Graphical User Interface for Playing Online Videos," filed Jun. 20, 2007, and U.S. patent application Ser. No. 11/968,067, "Portable Multifunction Device, Method, and Graphical User Interface for Playing Online Videos," filed Dec. 31, 2007, the contents of which are hereby incorporated by reference in their entirety.

[0140] Each of the above-identified modules and applications corresponds to a set of executable instructions for performing one or more functions described above and the methods described in this application (e.g., the computer-implemented methods and other information processing methods described herein). These modules (e.g., sets of instructions) need not be implemented as separate software programs, procedures, or modules, and thus various subsets of these modules can be combined or otherwise rearranged in various embodiments. For example, video player module can be combined with music player module into a single module (e.g., video and music player module 252, FIG. 2A). In some embodiments, memory 202 stores a subset of the modules and data structures identified above. Furthermore, memory 202 stores additional modules and data structures not described above.

[0141] In some embodiments, device 200 is a device where operation of a predefined set of functions on the device is performed exclusively through a touch screen and/or a touchpad. By using a touch screen and/or a touchpad as the primary input control device for operation of device 200, the number of physical input control devices (such as push buttons, dials, and the like) on device 200 is reduced.

[0142] The predefined set of functions that are performed exclusively through a touch screen and/or a touchpad

optionally include navigation between user interfaces. In some embodiments, the touchpad, when touched by the user, navigates device 200 to a main, home, or root menu from any user interface that is displayed on device 200. In such embodiments, a “menu button” is implemented using a touchpad. In some other embodiments, the menu button is a physical push button or other physical input control device instead of a touchpad.

[0143] FIG. 2B is a block diagram illustrating exemplary components for event handling in accordance with some embodiments. In some embodiments, memory 202 (FIG. 2A) or 470 (FIG. 4) includes event sorter 270 (e.g., in operating system 226) and a respective application 236-1 (e.g., any of the aforementioned applications 237-251, 255, 480-490).

[0144] Event sorter 270 receives event information and determines the application 236-1 and application view 291 of application 236-1 to which to deliver the event information. Event sorter 270 includes event monitor 271 and event dispatcher module 274. In some embodiments, application 236-1 includes application internal state 292, which indicates the current application view(s) displayed on touch-sensitive display 212 when the application is active or executing. In some embodiments, device/global internal state 257 is used by event sorter 270 to determine which application(s) is (are) currently active, and application internal state 292 is used by event sorter 270 to determine application views 291 to which to deliver event information.

[0145] In some embodiments, application internal state 292 includes additional information, such as one or more of: resume information to be used when application 236-1 resumes execution, user interface state information that indicates information being displayed or that is ready for display by application 236-1, a state queue for enabling the user to go back to a prior state or view of application 236-1, and a redo/undo queue of previous actions taken by the user.

[0146] Event monitor 271 receives event information from peripherals interface 218. Event information includes information about a sub-event (e.g., a user touch on touch-sensitive display 212, as part of a multi-touch gesture). Peripherals interface 218 transmits information it receives from I/O subsystem 206 or a sensor, such as proximity sensor 266, accelerometer(s) 268, and/or microphone 213 (through audio circuitry 210). Information that peripherals interface 218 receives from I/O subsystem 206 includes information from touch-sensitive display 212 or a touch-sensitive surface.

[0147] In some embodiments, event monitor 271 sends requests to the peripherals interface 218 at predetermined intervals. In response, peripherals interface 218 transmits event information. In other embodiments, peripherals interface 218 transmits event information only when there is a significant event (e.g., receiving an input above a predetermined noise threshold and/or for more than a predetermined duration).

[0148] In some embodiments, event sorter 270 also includes a hit view determination module 272 and/or an active event recognizer determination module 273.

[0149] Hit view determination module 272 provides software procedures for determining where a sub-event has taken place within one or more views when touch-sensitive display 212 displays more than one view. Views are made up of controls and other elements that a user can see on the display.

[0150] Another aspect of the user interface associated with an application is a set of views, sometimes herein called application views or user interface windows, in which information is displayed and touch-based gestures occur. The application views (of a respective application) in which a touch is detected correspond to programmatic levels within a programmatic or view hierarchy of the application. For example, the lowest level view in which a touch is detected is called the hit view, and the set of events that are recognized as proper inputs is determined based, at least in part, on the hit view of the initial touch that begins a touch-based gesture.

[0151] Hit view determination module 272 receives information related to sub events of a touch-based gesture. When an application has multiple views organized in a hierarchy, hit view determination module 272 identifies a hit view as the lowest view in the hierarchy which should handle the sub-event. In most circumstances, the hit view is the lowest level view in which an initiating sub-event occurs (e.g., the first sub-event in the sequence of sub-events that form an event or potential event). Once the hit view is identified by the hit view determination module 272, the hit view typically receives all sub-events related to the same touch or input source for which it was identified as the hit view.

[0152] Active event recognizer determination module 273 determines which view or views within a view hierarchy should receive a particular sequence of sub-events. In some embodiments, active event recognizer determination module 273 determines that only the hit view should receive a particular sequence of sub-events. In other embodiments, active event recognizer determination module 273 determines that all views that include the physical location of a sub-event are actively involved views, and therefore determines that all actively involved views should receive a particular sequence of sub-events. In other embodiments, even if touch sub-events were entirely confined to the area associated with one particular view, views higher in the hierarchy would still remain as actively involved views.

[0153] Event dispatcher module 274 dispatches the event information to an event recognizer (e.g., event recognizer 280). In embodiments including active event recognizer determination module 273, event dispatcher module 274 delivers the event information to an event recognizer determined by active event recognizer determination module 273. In some embodiments, event dispatcher module 274 stores in an event queue the event information, which is retrieved by a respective event receiver 282.

[0154] In some embodiments, operating system 226 includes event sorter 270. Alternatively, application 236-1 includes event sorter 270. In yet other embodiments, event sorter 270 is a stand-alone module, or a part of another module stored in memory 202, such as contact/motion module 230.

[0155] In some embodiments, application 236-1 includes a plurality of event handlers 290 and one or more application views 291, each of which includes instructions for handling touch events that occur within a respective view of the application’s user interface. Each application view 291 of the application 236-1 includes one or more event recognizers 280. Typically, a respective application view 291 includes a plurality of event recognizers 280. In other embodiments, one or more of event recognizers 280 are part of a separate module, such as a user interface kit (not shown) or a higher level object from which application 236-1

inherits methods and other properties. In some embodiments, a respective event handler **290** includes one or more of: data updater **276**, object updater **277**, GUI updater **278**, and/or event data **279** received from event sorter **270**. Event handler **290** utilizes or calls data updater **276**, object updater **277**, or GUI updater **278** to update the application internal state **292**. Alternatively, one or more of the application views **291** include one or more respective event handlers **290**. Also, in some embodiments, one or more of data updater **276**, object updater **277**, and GUI updater **278** are included in a respective application view **291**.

[0156] A respective event recognizer **280** receives event information (e.g., event data **279**) from event sorter **270** and identifies an event from the event information. Event recognizer **280** includes event receiver **282** and event comparator **284**. In some embodiments, event recognizer **280** also includes at least a subset of: metadata **283**, and event delivery instructions **288** (which include sub-event delivery instructions).

[0157] Event receiver **282** receives event information from event sorter **270**. The event information includes information about a sub-event, for example, a touch or a touch movement. Depending on the sub-event, the event information also includes additional information, such as location of the sub-event. When the sub-event concerns motion of a touch, the event information also includes speed and direction of the sub-event. In some embodiments, events include rotation of the device from one orientation to another (e.g., from a portrait orientation to a landscape orientation, or vice versa), and the event information includes corresponding information about the current orientation (also called device attitude) of the device.

[0158] Event comparator **284** compares the event information to predefined event or sub-event definitions and, based on the comparison, determines an event or sub event, or determines or updates the state of an event or sub-event. In some embodiments, event comparator **284** includes event definitions **286**. Event definitions **286** contain definitions of events (e.g., predefined sequences of sub-events), for example, event **1** (**287-1**), event **2** (**287-2**), and others. In some embodiments, sub-events in an event (**287**) include, for example, touch begin, touch end, touch movement, touch cancellation, and multiple touching. In one example, the definition for event **1** (**287-1**) is a double tap on a displayed object. The double tap, for example, comprises a first touch (touch begin) on the displayed object for a predetermined phase, a first liftoff (touch end) for a predetermined phase, a second touch (touch begin) on the displayed object for a predetermined phase, and a second liftoff (touch end) for a predetermined phase. In another example, the definition for event **2** (**287-2**) is a dragging on a displayed object. The dragging, for example, comprises a touch (or contact) on the displayed object for a predetermined phase, a movement of the touch across touch-sensitive display **212**, and liftoff of the touch (touch end). In some embodiments, the event also includes information for one or more associated event handlers **290**.

[0159] In some embodiments, event definition **287** includes a definition of an event for a respective user-interface object. In some embodiments, event comparator **284** performs a hit test to determine which user-interface object is associated with a sub-event. For example, in an application view in which three user-interface objects are displayed on touch-sensitive display **212**, when a touch is

detected on touch-sensitive display **212**, event comparator **284** performs a hit test to determine which of the three user-interface objects is associated with the touch (sub-event). If each displayed object is associated with a respective event handler **290**, the event comparator uses the result of the hit test to determine which event handler **290** should be activated. For example, event comparator **284** selects an event handler associated with the sub-event and the object triggering the hit test.

[0160] In some embodiments, the definition for a respective event (**287**) also includes delayed actions that delay delivery of the event information until after it has been determined whether the sequence of sub-events does or does not correspond to the event recognizer's event type.

[0161] When a respective event recognizer **280** determines that the series of sub-events do not match any of the events in event definitions **286**, the respective event recognizer **280** enters an event impossible, event failed, or event ended state, after which it disregards subsequent sub-events of the touch-based gesture. In this situation, other event recognizers, if any, that remain active for the hit view continue to track and process sub-events of an ongoing touch-based gesture.

[0162] In some embodiments, a respective event recognizer **280** includes metadata **283** with configurable properties, flags, and/or lists that indicate how the event delivery system should perform sub-event delivery to actively involved event recognizers. In some embodiments, metadata **283** includes configurable properties, flags, and/or lists that indicate how event recognizers interact, or are enabled to interact, with one another. In some embodiments, metadata **283** includes configurable properties, flags, and/or lists that indicate whether sub-events are delivered to varying levels in the view or programmatic hierarchy.

[0163] In some embodiments, a respective event recognizer **280** activates event handler **290** associated with an event when one or more particular sub-events of an event are recognized. In some embodiments, a respective event recognizer **280** delivers event information associated with the event to event handler **290**. Activating an event handler **290** is distinct from sending (and deferred sending) sub-events to a respective hit view. In some embodiments, event recognizer **280** throws a flag associated with the recognized event, and event handler **290** associated with the flag catches the flag and performs a predefined process.

[0164] In some embodiments, event delivery instructions **288** include sub-event delivery instructions that deliver event information about a sub-event without activating an event handler. Instead, the sub-event delivery instructions deliver event information to event handlers associated with the series of sub-events or to actively involved views. Event handlers associated with the series of sub-events or with actively involved views receive the event information and perform a predetermined process.

[0165] In some embodiments, data updater **276** creates and updates data used in application **236-1**. For example, data updater **276** updates the telephone number used in contacts module **237**, or stores a video file used in video player module. In some embodiments, object updater **277** creates and updates objects used in application **236-1**. For example, object updater **277** creates a new user-interface object or updates the position of a user-interface object. GUI updater **278** updates the GUI. For example, GUI updater **278**

prepares display information and sends it to graphics module 232 for display on a touch-sensitive display.

[0166] In some embodiments, event handler(s) 290 includes or has access to data updater 276, object updater 277, and GUI updater 278. In some embodiments, data updater 276, object updater 277, and GUI updater 278 are included in a single module of a respective application 236-1 or application view 291. In other embodiments, they are included in two or more software modules.

[0167] It shall be understood that the foregoing discussion regarding event handling of user touches on touch-sensitive displays also applies to other forms of user inputs to operate multifunction devices 200 with input devices, not all of which are initiated on touch screens. For example, mouse movement and mouse button presses, optionally coordinated with single or multiple keyboard presses or holds; contact movements such as taps, drags, scrolls, etc. on touchpads; pen stylus inputs; movement of the device; oral instructions; detected eye movements; biometric inputs; and/or any combination thereof are optionally utilized as inputs corresponding to sub-events which define an event to be recognized.

[0168] FIG. 3 illustrates a portable multifunction device 200 having a touch screen 212 in accordance with some embodiments. The touch screen optionally displays one or more graphics within user interface (UI) 300. In this embodiment, as well as others described below, a user is enabled to select one or more of the graphics by making a gesture on the graphics, for example, with one or more fingers 302 (not drawn to scale in the figure) or one or more styluses 303 (not drawn to scale in the figure). In some embodiments, selection of one or more graphics occurs when the user breaks contact with the one or more graphics. In some embodiments, the gesture optionally includes one or more taps, one or more swipes (from left to right, right to left, upward and/or downward), and/or a rolling of a finger (from right to left, left to right, upward and/or downward) that has made contact with device 200. In some implementations or circumstances, inadvertent contact with a graphic does not select the graphic. For example, a swipe gesture that sweeps over an application icon optionally does not select the corresponding application when the gesture corresponding to selection is a tap.

[0169] Device 200 also includes one or more physical buttons, such as “home” or menu button 304. As described previously, menu button 304 is used to navigate to any application 236 in a set of applications that is executed on device 200. Alternatively, in some embodiments, the menu button is implemented as a soft key in a GUI displayed on touch screen 212.

[0170] In one embodiment, device 200 includes touch screen 212, menu button 304, push button 306 for powering the device on/off and locking the device, volume adjustment button(s) 308, subscriber identity module (SIM) card slot 310, headset jack 312, and docking/charging external port 224. Push button 306 is, optionally, used to turn the power on/off on the device by depressing the button and holding the button in the depressed state for a predefined time interval; to lock the device by depressing the button and releasing the button before the predefined time interval has elapsed; and/or to unlock the device or initiate an unlock process. In an alternative embodiment, device 200 also accepts verbal input for activation or deactivation of some functions through microphone 213. Device 200 also, optionally, includes one or more contact intensity sensors 265 for

detecting intensity of contacts on touch screen 212 and/or one or more tactile output generators 267 for generating tactile outputs for a user of device 200.

[0171] FIG. 4 is a block diagram of an exemplary multifunction device with a display and a touch-sensitive surface in accordance with some embodiments. Device 400 need not be portable. In some embodiments, device 400 is a laptop computer, a desktop computer, a tablet computer, a multimedia player device, a navigation device, an educational device (such as a child’s learning toy), a gaming system, or a control device (e.g., a home or industrial controller). Device 400 typically includes one or more processing units (CPUs) 410, one or more network or other communications interfaces 460, memory 470, and one or more communication buses 420 for interconnecting these components. Communication buses 420 optionally include circuitry (sometimes called a chipset) that interconnects and controls communications between system components. Device 400 includes input/output (I/O) interface 430 comprising display 440, which is typically a touch screen display. I/O interface 430 also optionally includes a keyboard and/or mouse (or other pointing device) 450 and touchpad 455, tactile output generator 457 for generating tactile outputs on device 400 (e.g., similar to tactile output generator(s) 267 described above with reference to FIG. 2A), sensors 459 (e.g., optical, acceleration, proximity, touch-sensitive, and/or contact intensity sensors similar to contact intensity sensor(s) 265 described above with reference to FIG. 2A). Memory 470 includes high-speed random access memory, such as DRAM, SRAM, DDR RAM, or other random access solid state memory devices; and optionally includes non-volatile memory, such as one or more magnetic disk storage devices, optical disk storage devices, flash memory devices, or other non-volatile solid state storage devices. Memory 470 optionally includes one or more storage devices remotely located from CPU(s) 410. In some embodiments, memory 470 stores programs, modules, and data structures analogous to the programs, modules, and data structures stored in memory 202 of portable multifunction device 200 (FIG. 2A), or a subset thereof. Furthermore, memory 470 optionally stores additional programs, modules, and data structures not present in memory 202 of portable multifunction device 200. For example, memory 470 of device 400 optionally stores drawing module 480, presentation module 482, word processing module 484, website creation module 486, disk authoring module 488, and/or spreadsheet module 490, while memory 202 of portable multifunction device 200 (FIG. 2A) optionally does not store these modules.

[0172] Each of the above-identified elements in FIG. 4 is, in some examples, stored in one or more of the previously mentioned memory devices. Each of the above-identified modules corresponds to a set of instructions for performing a function described above. The above-identified modules or programs (e.g., sets of instructions) need not be implemented as separate software programs, procedures, or modules, and thus various subsets of these modules are combined or otherwise rearranged in various embodiments. In some embodiments, memory 470 stores a subset of the modules and data structures identified above. Furthermore, memory 470 stores additional modules and data structures not described above.

[0173] Attention is now directed towards embodiments of user interfaces that can be implemented on, for example, portable multifunction device 200.

[0174] FIG. 5A illustrates an exemplary user interface for a menu of applications on portable multifunction device 200 in accordance with some embodiments. Similar user interfaces are implemented on device 400. In some embodiments, user interface 500 includes the following elements, or a subset or superset thereof:

[0175] Signal strength indicator(s) 502 for wireless communication(s), such as cellular and Wi-Fi signals;

[0176] Time 504;

[0177] Bluetooth indicator 505;

[0178] Battery status indicator 506;

[0179] Tray 508 with icons for frequently used applications, such as:

[0180] Icon 516 for telephone module 238, labeled “Phone,” which optionally includes an indicator 514 of the number of missed calls or voicemail messages;

[0181] Icon 518 for e-mail client module 240, labeled “Mail,” which optionally includes an indicator 510 of the number of unread e-mails;

[0182] Icon 520 for browser module 247, labeled “Browser;” and

[0183] Icon 522 for video and music player module 252, also referred to as iPod (trademark of Apple Inc.) module 252, labeled “iPod;” and

[0184] Icons for other applications, such as:

[0185] Icon 524 for IM module 241, labeled “Messages;”

[0186] Icon 526 for calendar module 248, labeled “Calendar;”

[0187] Icon 528 for image management module 244, labeled “Photos;”

[0188] Icon 530 for camera module 243, labeled “Camera;”

[0189] Icon 532 for online video module 255, labeled “Online Video;”

[0190] Icon 534 for stocks widget 249-2, labeled “Stocks;”

[0191] Icon 536 for map module 254, labeled “Maps;”

[0192] Icon 538 for weather widget 249-1, labeled “Weather;”

[0193] Icon 540 for alarm clock widget 249-4, labeled “Clock;”

[0194] Icon 542 for workout support module 242, labeled “Workout Support;”

[0195] Icon 544 for notes module 253, labeled “Notes;” and

[0196] Icon 546 for a settings application or module, labeled “Settings,” which provides access to settings for device 200 and its various applications 236.

[0197] It should be noted that the icon labels illustrated in FIG. 5A are merely exemplary. For example, icon 522 for video and music player module 252 is optionally labeled “Music” or “Music Player.” Other labels are, optionally, used for various application icons. In some embodiments, a label for a respective application icon includes a name of an application corresponding to the respective application icon. In some embodiments, a label for a particular application icon is distinct from a name of an application corresponding to the particular application icon.

[0198] FIG. 5B illustrates an exemplary user interface on a device (e.g., device 400, FIG. 4) with a touch-sensitive surface 551 (e.g., a tablet or touchpad 455, FIG. 4) that is separate from the display 550 (e.g., touch screen display

212). Device 400 also, optionally, includes one or more contact intensity sensors (e.g., one or more of sensors 457) for detecting intensity of contacts on touch-sensitive surface 551 and/or one or more tactile output generators 459 for generating tactile outputs for a user of device 400.

[0199] Although some of the examples which follow will be given with reference to inputs on touch screen display 212 (where the touch-sensitive surface and the display are combined), in some embodiments, the device detects inputs on a touch-sensitive surface that is separate from the display, as shown in FIG. 5B. In some embodiments, the touch-sensitive surface (e.g., 551 in FIG. 5B) has a primary axis (e.g., 552 in FIG. 5B) that corresponds to a primary axis (e.g., 553 in FIG. 5B) on the display (e.g., 550). In accordance with these embodiments, the device detects contacts (e.g., 560 and 562 in FIG. 5B) with the touch-sensitive surface 551 at locations that correspond to respective locations on the display (e.g., in FIG. 5B, 560 corresponds to 568 and 562 corresponds to 570). In this way, user inputs (e.g., contacts 560 and 562, and movements thereof) detected by the device on the touch-sensitive surface (e.g., 551 in FIG. 5B) are used by the device to manipulate the user interface on the display (e.g., 550 in FIG. 5B) of the multifunction device when the touch-sensitive surface is separate from the display. It should be understood that similar methods are, optionally, used for other user interfaces described herein.

[0200] Additionally, while the following examples are given primarily with reference to finger inputs (e.g., finger contacts, finger tap gestures, finger swipe gestures), it should be understood that, in some embodiments, one or more of the finger inputs are replaced with input from another input device (e.g., a mouse-based input or stylus input). For example, a swipe gesture is, optionally, replaced with a mouse click (e.g., instead of a contact) followed by movement of the cursor along the path of the swipe (e.g., instead of movement of the contact). As another example, a tap gesture is, optionally, replaced with a mouse click while the cursor is located over the location of the tap gesture (e.g., instead of detection of the contact followed by ceasing to detect the contact). Similarly, when multiple user inputs are simultaneously detected, it should be understood that multiple computer mice are, optionally, used simultaneously, or a mouse and finger contacts are, optionally, used simultaneously.

[0201] FIG. 6A illustrates exemplary personal electronic device 600. Device 600 includes body 602. In some embodiments, device 600 includes some or all of the features described with respect to devices 200 and 400 (e.g., FIGS. 2A-4). In some embodiments, device 600 has touch-sensitive display screen 604, hereafter touch screen 604. Alternatively, or in addition to touch screen 604, device 600 has a display and a touch-sensitive surface. As with devices 200 and 400, in some embodiments, touch screen 604 (or the touch-sensitive surface) has one or more intensity sensors for detecting intensity of contacts (e.g., touches) being applied. The one or more intensity sensors of touch screen 604 (or the touch-sensitive surface) provide output data that represents the intensity of touches. The user interface of device 600 responds to touches based on their intensity, meaning that touches of different intensities can invoke different user interface operations on device 600.

[0202] Techniques for detecting and processing touch intensity are found, for example, in related applications: International Patent Application Serial No. PCT/US2013/

040061, titled “Device, Method, and Graphical User Interface for Displaying User Interface Objects Corresponding to an Application,” filed May 8, 2013, and International Patent Application Serial No. PCT/US2013/069483, titled “Device, Method, and Graphical User Interface for Transitioning Between Touch Input to Display Output Relationships,” filed Nov. 11, 2013, each of which is hereby incorporated by reference in their entirety.

[0203] In some embodiments, device 600 has one or more input mechanisms 606 and 608. Input mechanisms 606 and 608, if included, are physical. Examples of physical input mechanisms include push buttons and rotatable mechanisms. In some embodiments, device 600 has one or more attachment mechanisms. Such attachment mechanisms, if included, can permit attachment of device 600 with, for example, hats, eyewear, earrings, necklaces, shirts, jackets, bracelets, watch straps, chains, trousers, belts, shoes, purses, backpacks, and so forth. These attachment mechanisms permit device 600 to be worn by a user.

[0204] FIG. 6B depicts exemplary personal electronic device 600. In some embodiments, device 600 includes some or all of the components described with respect to FIGS. 2A, 2B, and 4. Device 600 has bus 612 that operatively couples I/O section 614 with one or more computer processors 616 and memory 618. I/O section 614 is connected to display 604, which can have touch-sensitive component 622 and, optionally, touch-intensity sensitive component 624. In addition, I/O section 614 is connected with communication unit 630 for receiving application and operating system data, using Wi-Fi, Bluetooth, near field communication (NFC), cellular, and/or other wireless communication techniques. Device 600 includes input mechanisms 606 and/or 608. Input mechanism 606 is a rotatable input device or a depressible and rotatable input device, for example. Input mechanism 608 is a button, in some examples.

[0205] Input mechanism 608 is a microphone, in some examples. Personal electronic device 600 includes, for example, various sensors, such as GPS sensor 632, accelerometer 634, directional sensor 640 (e.g., compass), gyroscope 636, motion sensor 638, and/or a combination thereof, all of which are operatively connected to I/O section 614.

[0206] Memory 618 of personal electronic device 600 is a non-transitory computer-readable storage medium, for storing computer-executable instructions, which, when executed by one or more computer processors 616, for example, cause the computer processors to perform the techniques and processes described below. The computer-executable instructions, for example, are also stored and/or transported within any non-transitory computer-readable storage medium for use by or in connection with an instruction execution system, apparatus, or device, such as a computer-based system, processor-containing system, or other system that can fetch the instructions from the instruction execution system, apparatus, or device and execute the instructions. Personal electronic device 600 is not limited to the components and configuration of FIG. 6B, but can include other or additional components in multiple configurations.

[0207] As used here, the term “affordance” refers to a user-interactive graphical user interface object that is, for example, displayed on the display screen of devices 200, 400, and/or 600 (FIGS. 2A, 4, 6A-B). For example, an image (e.g., icon), a button, and text (e.g., hyperlink) each constitutes an affordance.

[0208] As used herein, the term “focus selector” refers to an input element that indicates a current part of a user interface with which a user is interacting. In some implementations that include a cursor or other location marker, the cursor acts as a “focus selector” so that when an input (e.g., a press input) is detected on a touch-sensitive surface (e.g., touchpad 455 in FIG. 4 or touch-sensitive surface 551 in FIG. 5B) while the cursor is over a particular user interface element (e.g., a button, window, slider or other user interface element), the particular user interface element is adjusted in accordance with the detected input. In some implementations that include a touch screen display (e.g., touch-sensitive display system 212 in FIG. 2A or touch screen 212 in FIG. 5A) that enables direct interaction with user interface elements on the touch screen display, a detected contact on the touch screen acts as a “focus selector” so that when an input (e.g., a press input by the contact) is detected on the touch screen display at a location of a particular user interface element (e.g., a button, window, slider, or other user interface element), the particular user interface element is adjusted in accordance with the detected input. In some implementations, focus is moved from one region of a user interface to another region of the user interface without corresponding movement of a cursor or movement of a contact on a touch screen display (e.g., by using a tab key or arrow keys to move focus from one button to another button); in these implementations, the focus selector moves in accordance with movement of focus between different regions of the user interface. Without regard to the specific form taken by the focus selector, the focus selector is generally the user interface element (or contact on a touch screen display) that is controlled by the user so as to communicate the user’s intended interaction with the user interface (e.g., by indicating, to the device, the element of the user interface with which the user is intending to interact). For example, the location of a focus selector (e.g., a cursor, a contact, or a selection box) over a respective button while a press input is detected on the touch-sensitive surface (e.g., a touchpad or touch screen) will indicate that the user is intending to activate the respective button (as opposed to other user interface elements shown on a display of the device).

[0209] As used in the specification and claims, the term “characteristic intensity” of a contact refers to a characteristic of the contact based on one or more intensities of the contact. In some embodiments, the characteristic intensity is based on multiple intensity samples. The characteristic intensity is, optionally, based on a predefined number of intensity samples, or a set of intensity samples collected during a predetermined time period (e.g., 0.05, 0.1, 0.2, 0.5, 1, 2, 5, 10 seconds) relative to a predefined event (e.g., after detecting the contact, prior to detecting liftoff of the contact, before or after detecting a start of movement of the contact, prior to detecting an end of the contact, before or after detecting an increase in intensity of the contact, and/or before or after detecting a decrease in intensity of the contact). A characteristic intensity of a contact is, optionally based on one or more of: a maximum value of the intensities of the contact, a mean value of the intensities of the contact, an average value of the intensities of the contact, a top 10 percentile value of the intensities of the contact, a value at the half maximum of the intensities of the contact, a value at the 90 percent maximum of the intensities of the contact, or the like. In some embodiments, the duration of the contact

is used in determining the characteristic intensity (e.g., when the characteristic intensity is an average of the intensity of the contact over time). In some embodiments, the characteristic intensity is compared to a set of one or more intensity thresholds to determine whether an operation has been performed by a user. For example, the set of one or more intensity thresholds includes a first intensity threshold and a second intensity threshold. In this example, a contact with a characteristic intensity that does not exceed the first threshold results in a first operation, a contact with a characteristic intensity that exceeds the first intensity threshold and does not exceed the second intensity threshold results in a second operation, and a contact with a characteristic intensity that exceeds the second threshold results in a third operation. In some embodiments, a comparison between the characteristic intensity and one or more thresholds is used to determine whether or not to perform one or more operations (e.g., whether to perform a respective operation or forgo performing the respective operation) rather than being used to determine whether to perform a first operation or a second operation.

**[0210]** In some embodiments, a portion of a gesture is identified for purposes of determining a characteristic intensity. For example, a touch-sensitive surface receives a continuous swipe contact transitioning from a start location and reaching an end location, at which point the intensity of the contact increases. In this example, the characteristic intensity of the contact at the end location is based on only a portion of the continuous swipe contact, and not the entire swipe contact (e.g., only the portion of the swipe contact at the end location). In some embodiments, a smoothing algorithm is applied to the intensities of the swipe contact prior to determining the characteristic intensity of the contact. For example, the smoothing algorithm optionally includes one or more of: an unweighted sliding-average smoothing algorithm, a triangular smoothing algorithm, a median filter smoothing algorithm, and/or an exponential smoothing algorithm. In some circumstances, these smoothing algorithms eliminate narrow spikes or dips in the intensities of the swipe contact for purposes of determining a characteristic intensity.

**[0211]** The intensity of a contact on the touch-sensitive surface is characterized relative to one or more intensity thresholds, such as a contact-detection intensity threshold, a light press intensity threshold, a deep press intensity threshold, and/or one or more other intensity thresholds. In some embodiments, the light press intensity threshold corresponds to an intensity at which the device will perform operations typically associated with clicking a button of a physical mouse or a trackpad. In some embodiments, the deep press intensity threshold corresponds to an intensity at which the device will perform operations that are different from operations typically associated with clicking a button of a physical mouse or a trackpad. In some embodiments, when a contact is detected with a characteristic intensity below the light press intensity threshold (e.g., and above a nominal contact-detection intensity threshold below which the contact is no longer detected), the device will move a focus selector in accordance with movement of the contact on the touch-sensitive surface without performing an operation associated with the light press intensity threshold or the deep press intensity threshold. Generally, unless otherwise stated, these intensity thresholds are consistent between different sets of user interface figures.

**[0212]** An increase of characteristic intensity of the contact from an intensity below the light press intensity threshold to an intensity between the light press intensity threshold and the deep press intensity threshold is sometimes referred to as a “light press” input. An increase of characteristic intensity of the contact from an intensity below the deep press intensity threshold to an intensity above the deep press intensity threshold is sometimes referred to as a “deep press” input. An increase of characteristic intensity of the contact from an intensity below the contact-detection intensity threshold to an intensity between the contact-detection intensity threshold and the light press intensity threshold is sometimes referred to as detecting the contact on the touch-surface. A decrease of characteristic intensity of the contact from an intensity above the contact-detection intensity threshold to an intensity below the contact-detection intensity threshold is sometimes referred to as detecting liftoff of the contact from the touch-surface. In some embodiments, the contact-detection intensity threshold is zero. In some embodiments, the contact-detection intensity threshold is greater than zero.

**[0213]** In some embodiments described herein, one or more operations are performed in response to detecting a gesture that includes a respective press input or in response to detecting the respective press input performed with a respective contact (or a plurality of contacts), where the respective press input is detected based at least in part on detecting an increase in intensity of the contact (or plurality of contacts) above a press-input intensity threshold. In some embodiments, the respective operation is performed in response to detecting the increase in intensity of the respective contact above the press-input intensity threshold (e.g., a “down stroke” of the respective press input). In some embodiments, the press input includes an increase in intensity of the respective contact above the press-input intensity threshold and a subsequent decrease in intensity of the contact below the press-input intensity threshold, and the respective operation is performed in response to detecting the subsequent decrease in intensity of the respective contact below the press-input threshold (e.g., an “up stroke” of the respective press input).

**[0214]** In some embodiments, the device employs intensity hysteresis to avoid accidental inputs sometimes termed “jitter,” where the device defines or selects a hysteresis intensity threshold with a predefined relationship to the press-input intensity threshold (e.g., the hysteresis intensity threshold is X intensity units lower than the press-input intensity threshold or the hysteresis intensity threshold is 75%, 90%, or some reasonable proportion of the press-input intensity threshold). Thus, in some embodiments, the press input includes an increase in intensity of the respective contact above the press-input intensity threshold and a subsequent decrease in intensity of the contact below the hysteresis intensity threshold that corresponds to the press-input intensity threshold, and the respective operation is performed in response to detecting the subsequent decrease in intensity of the respective contact below the hysteresis intensity threshold (e.g., an “up stroke” of the respective press input). Similarly, in some embodiments, the press input is detected only when the device detects an increase in intensity of the contact from an intensity at or below the hysteresis intensity threshold to an intensity at or above the press-input intensity threshold and, optionally, a subsequent decrease in intensity of the contact to an intensity at or below

the hysteresis intensity, and the respective operation is performed in response to detecting the press input (e.g., the increase in intensity of the contact or the decrease in intensity of the contact, depending on the circumstances).

[0215] For ease of explanation, the descriptions of operations performed in response to a press input associated with a press-input intensity threshold or in response to a gesture including the press input are, optionally, triggered in response to detecting either: an increase in intensity of a contact above the press-input intensity threshold, an increase in intensity of a contact from an intensity below the hysteresis intensity threshold to an intensity above the press-input intensity threshold, a decrease in intensity of the contact below the press-input intensity threshold, and/or a decrease in intensity of the contact below the hysteresis intensity threshold corresponding to the press-input intensity threshold. Additionally, in examples where an operation is described as being performed in response to detecting a decrease in intensity of a contact below the press-input intensity threshold, the operation is, optionally, performed in response to detecting a decrease in intensity of the contact below a hysteresis intensity threshold corresponding to, and lower than, the press-input intensity threshold.

### 3. Digital Assistant System

[0216] FIG. 7A illustrates a block diagram of digital assistant system 700 in accordance with various examples. In some examples, digital assistant system 700 is implemented on a standalone computer system. In some examples, digital assistant system 700 is distributed across multiple computers. In some examples, some of the modules and functions of the digital assistant are divided into a server portion and a client portion, where the client portion resides on one or more user devices (e.g., devices 104, 122, 200, 400, or 600) and communicates with the server portion (e.g., server system 108) through one or more networks, e.g., as shown in FIG. 1. In some examples, digital assistant system 700 is an implementation of server system 108 (and/or DA server 106) shown in FIG. 1. It should be noted that digital assistant system 700 is only one example of a digital assistant system, and that digital assistant system 700 can have more or fewer components than shown, can combine two or more components, or can have a different configuration or arrangement of the components. The various components shown in FIG. 7A are implemented in hardware, software instructions for execution by one or more processors, firmware, including one or more signal processing and/or application specific integrated circuits, or a combination thereof.

[0217] Digital assistant system 700 includes memory 702, one or more processors 704, input/output (I/O) interface 706, and network communications interface 708. These components can communicate with one another over one or more communication buses or signal lines 710.

[0218] In some examples, memory 702 includes a non-transitory computer-readable medium, such as high-speed random access memory and/or a non-volatile computer-readable storage medium (e.g., one or more magnetic disk storage devices, flash memory devices, or other non-volatile solid-state memory devices).

[0219] In some examples, I/O interface 706 couples input/output devices 716 of digital assistant system 700, such as displays, keyboards, touch screens, and microphones, to user interface module 722. I/O interface 706, in conjunction with

user interface module 722, receives user inputs (e.g., voice input, keyboard inputs, touch inputs, etc.) and processes them accordingly. In some examples, e.g., when the digital assistant is implemented on a standalone user device, digital assistant system 700 includes any of the components and I/O communication interfaces described with respect to devices 200, 400, or 600 in FIGS. 2A, 4, 6A-B, respectively. In some examples, digital assistant system 700 represents the server portion of a digital assistant implementation, and can interact with the user through a client-side portion residing on a user device (e.g., devices 104, 200, 400, or 600).

[0220] In some examples, the network communications interface 708 includes wired communication port(s) 712 and/or wireless transmission and reception circuitry 714. The wired communication port(s) receives and send communication signals via one or more wired interfaces, e.g., Ethernet, Universal Serial Bus (USB), FIREWIRE, etc. The wireless circuitry 714 receives and sends RF signals and/or optical signals from/to communications networks and other communications devices. The wireless communications use any of a plurality of communications standards, protocols, and technologies, such as GSM, EDGE, CDMA, TDMA, Bluetooth, Wi-Fi, VoIP, Wi-MAX, or any other suitable communication protocol. Network communications interface 708 enables communication between digital assistant system 700 with networks, such as the Internet, an intranet, and/or a wireless network, such as a cellular telephone network, a wireless local area network (LAN), and/or a metropolitan area network (MAN), and other devices.

[0221] In some examples, memory 702, or the computer-readable storage media of memory 702, stores programs, modules, instructions, and data structures including all or a subset of: operating system 718, communications module 720, user interface module 722, one or more applications 724, and digital assistant module 726. In particular, memory 702, or the computer-readable storage media of memory 702, stores instructions for performing the processes described below. One or more processors 704 execute these programs, modules, and instructions, and reads/writes from/to the data structures.

[0222] Operating system 718 (e.g., Darwin, RTXC, LINUX, UNIX, iOS, OS X, WINDOWS, or an embedded operating system such as VxWorks) includes various software components and/or drivers for controlling and managing general system tasks (e.g., memory management, storage device control, power management, etc.) and facilitates communications between various hardware, firmware, and software components.

[0223] Communications module 720 facilitates communications between digital assistant system 700 with other devices over network communications interface 708. For example, communications module 720 communicates with RF circuitry 208 of electronic devices such as devices 200, 400, and 600 shown in FIG. 2A, 4, 6A-B, respectively. Communications module 720 also includes various components for handling data received by wireless circuitry 714 and/or wired communications port 712.

[0224] User interface module 722 receives commands and/or inputs from a user via I/O interface 706 (e.g., from a keyboard, touch screen, pointing device, controller, and/or microphone), and generate user interface objects on a display. User interface module 722 also prepares and delivers outputs (e.g., speech, sound, animation, text, icons, vibra-



tions, haptic feedback, light, etc.) to the user via the I/O interface 706 (e.g., through displays, audio channels, speakers, touch-pads, etc.).

[0225] Applications 724 include programs and/or modules that are configured to be executed by one or more processors 704. For example, if the digital assistant system is implemented on a standalone user device, applications 724 include user applications, such as games, a calendar application, a navigation application, or an email application. If digital assistant system 700 is implemented on a server, applications 724 include resource management applications, diagnostic applications, or scheduling applications, for example.

[0226] Memory 702 also stores digital assistant module 726 (or the server portion of a digital assistant). In some examples, digital assistant module 726 includes the following sub-modules, or a subset or superset thereof: input/output processing module 728, speech-to-text (STT) processing module 730, natural language processing module 732, dialogue flow processing module 734, task flow processing module 736, service processing module 738, and speech synthesis module 740. Each of these modules has access to one or more of the following systems or data and models of the digital assistant module 726, or a subset or superset thereof: ontology 760, vocabulary index 744, user data 748, task flow models 754, service models 756, and ASR systems.

[0227] In some examples, using the processing modules, data, and models implemented in digital assistant module 726, the digital assistant can perform at least some of the following: converting speech input into text; identifying a user's intent expressed in a natural language input received from the user; actively eliciting and obtaining information needed to fully infer the user's intent (e.g., by disambiguating words, games, intentions, etc.); determining the task flow for fulfilling the inferred intent; and executing the task flow to fulfill the inferred intent.

[0228] In some examples, as shown in FIG. 7B, I/O processing module 728 interacts with the user through I/O devices 716 in FIG. 7A or with a user device (e.g., devices 104, 200, 400, or 600) through network communications interface 708 in FIG. 7A to obtain user input (e.g., a speech input) and to provide responses (e.g., as speech outputs) to the user input. I/O processing module 728 optionally obtains contextual information associated with the user input from the user device, along with or shortly after the receipt of the user input. The contextual information includes user-specific data, vocabulary, and/or preferences relevant to the user input. In some examples, the contextual information also includes software and hardware states of the user device at the time the user request is received, and/or information related to the surrounding environment of the user at the time that the user request was received. In some examples, I/O processing module 728 also sends follow-up questions to, and receive answers from, the user regarding the user request. When a user request is received by I/O processing module 728 and the user request includes speech input, I/O processing module 728 forwards the speech input to STT processing module 730 (or speech recognizer) for speech-to-text conversions.

[0229] STT processing module 730 includes one or more ASR systems. The one or more ASR systems can process the speech input that is received through I/O processing module 728 to produce a recognition result. Each ASR system

includes a front-end speech pre-processor. The front-end speech pre-processor extracts representative features from the speech input. For example, the front-end speech pre-processor performs a Fourier transform on the speech input to extract spectral features that characterize the speech input as a sequence of representative multi-dimensional vectors. Further, each ASR system includes one or more speech recognition models (e.g., acoustic models and/or language models) and implements one or more speech recognition engines. Examples of speech recognition models include Hidden Markov Models, Gaussian-Mixture Models, Deep Neural Network Models, n-gram language models, and other statistical models. Examples of speech recognition engines include the dynamic time warping based engines and weighted finite-state transducers (WFST) based engines. The one or more speech recognition models and the one or more speech recognition engines are used to process the extracted representative features of the front-end speech pre-processor to produce intermediate recognition results (e.g., phonemes, phonemic strings, and sub-words), and ultimately, text recognition results (e.g., words, word strings, or sequence of tokens). In some examples, the speech input is processed at least partially by a third-party service or on the user's device (e.g., device 104, 200, 400, or 600) to produce the recognition result. Once STT processing module 730 produces recognition results containing a text string (e.g., words, or sequence of words, or sequence of tokens), the recognition result is passed to natural language processing module 732 for intent deduction. In some examples, STT processing module 730 produces multiple candidate text representations of the speech input. Each candidate text representation is a sequence of words or tokens corresponding to the speech input. In some examples, each candidate text representation is associated with a speech recognition confidence score. Based on the speech recognition confidence scores, STT processing module 730 ranks the candidate text representations and provides the n-best (e.g., n highest ranked) candidate text representation(s) to natural language processing module 732 for intent deduction, where n is a predetermined integer greater than zero. For example, in one example, only the highest ranked (n=1) candidate text representation is passed to natural language processing module 732 for intent deduction. In another example, the five highest ranked (n=5) candidate text representations are passed to natural language processing module 732 for intent deduction.

[0230] More details on the speech-to-text processing are described in U.S. Utility application Ser. No. 13/236,942 for "Consolidating Speech Recognition Results," filed on Sep. 20, 2011, the entire disclosure of which is incorporated herein by reference.

[0231] In some examples, STT processing module 730 includes and/or accesses a vocabulary of recognizable words via phonetic alphabet conversion module 731. Each vocabulary word is associated with one or more candidate pronunciations of the word represented in a speech recognition phonetic alphabet. In particular, the vocabulary of recognizable words includes a word that is associated with a plurality of candidate pronunciations. For example, the vocabulary includes the word "tomato" that is associated with the candidate pronunciations of /tə'metəʊ/ and /tə'matəʊ/. Further, vocabulary words are associated with custom candidate pronunciations that are based on previous speech inputs from the user. Such custom candidate pronunciations are

stored in STT processing module 730 and are associated with a particular user via the user's profile on the device. In some examples, the candidate pronunciations for words are determined based on the spelling of the word and one or more linguistic and/or phonetic rules. In some examples, the candidate pronunciations are manually generated, e.g., based on known canonical pronunciations.

[0232] In some examples, the candidate pronunciations are ranked based on the commonness of the candidate pronunciation. For example, the candidate pronunciation /tə'meɪrəʊ/ is ranked higher than /tə'matəʊ/, because the former is a more commonly used pronunciation (e.g., among all users, for users in a particular geographical region, or for any other appropriate subset of users). In some examples, candidate pronunciations are ranked based on whether the candidate pronunciation is a custom candidate pronunciation associated with the user. For example, custom candidate pronunciations are ranked higher than canonical candidate pronunciations. This can be useful for recognizing proper nouns having a unique pronunciation that deviates from canonical pronunciation. In some examples, candidate pronunciations are associated with one or more speech characteristics, such as geographic origin, nationality, or ethnicity. For example, the candidate pronunciation /tə'meɪrəʊ/ is associated with the United States, whereas the candidate pronunciation /tə'matəʊ/ is associated with Great Britain. Further, the rank of the candidate pronunciation is based on one or more characteristics (e.g., geographic origin, nationality, ethnicity, etc.) of the user stored in the user's profile on the device. For example, it can be determined from the user's profile that the user is associated with the United States. Based on the user being associated with the United States, the candidate pronunciation /tə'meɪrəʊ/ (associated with the United States) is ranked higher than the candidate pronunciation /tə'matəʊ/ (associated with Great Britain). In some examples, one of the ranked candidate pronunciations is selected as a predicted pronunciation (e.g., the most likely pronunciation).

[0233] When a speech input is received, STT processing module 730 is used to determine the phonemes corresponding to the speech input (e.g., using an acoustic model), and then attempt to determine words that match the phonemes (e.g., using a language model). For example, if STT processing module 730 first identifies the sequence of phonemes /tə'meɪrəʊ/ corresponding to a portion of the speech input, it can then determine, based on vocabulary index 744, that this sequence corresponds to the word "tomato."

[0234] In some examples, STT processing module 730 uses approximate matching techniques to determine words in an utterance. Thus, for example, the STT processing module 730 determines that the sequence of phonemes /tə'meɪrəʊ/ corresponds to the word "tomato," even if that particular sequence of phonemes is not one of the candidate sequence of phonemes for that word.

[0235] Natural language processing module 732 ("natural language processor") of the digital assistant takes the n-best candidate text representation(s) ("word sequence(s)" or "token sequence(s)") generated by STT processing module 730, and attempts to associate each of the candidate text representations with one or more "actionable intents" recognized by the digital assistant. An "actionable intent" (or "user intent") represents a task that can be performed by the digital assistant, and can have an associated task flow implemented in task flow models 754. The associated task

flow is a series of programmed actions and steps that the digital assistant takes in order to perform the task. The scope of a digital assistant's capabilities is dependent on the number and variety of task flows that have been implemented and stored in task flow models 754, or in other words, on the number and variety of "actionable intents" that the digital assistant recognizes. The effectiveness of the digital assistant, however, also depends on the assistant's ability to infer the correct "actionable intent(s)" from the user request expressed in natural language.

[0236] In some examples, in addition to the sequence of words or tokens obtained from STT processing module 730, natural language processing module 732 also receives contextual information associated with the user request, e.g., from I/O processing module 728. The natural language processing module 732 optionally uses the contextual information to clarify, supplement, and/or further define the information contained in the candidate text representations received from STT processing module 730. The contextual information includes, for example, user preferences, hardware, and/or software states of the user device, sensor information collected before, during, or shortly after the user request, prior interactions (e.g., dialogue) between the digital assistant and the user, and the like. As described herein, contextual information is, in some examples, dynamic, and changes with time, location, content of the dialogue, and other factors.

[0237] In some examples, the natural language processing is based on, e.g., ontology 760. Ontology 760 is a hierarchical structure containing many nodes, each node representing either an "actionable intent" or a "property" relevant to one or more of the "actionable intents" or other "properties." As noted above, an "actionable intent" represents a task that the digital assistant is capable of performing, i.e., it is "actionable" or can be acted on. A "property" represents a parameter associated with an actionable intent or a sub-aspect of another property. A linkage between an actionable intent node and a property node in ontology 760 defines how a parameter represented by the property node pertains to the task represented by the actionable intent node.

[0238] In some examples, ontology 760 is made up of actionable intent nodes and property nodes. Within ontology 760, each actionable intent node is linked to one or more property nodes either directly or through one or more intermediate property nodes. Similarly, each property node is linked to one or more actionable intent nodes either directly or through one or more intermediate property nodes. For example, as shown in FIG. 7C, ontology 760 includes a "restaurant reservation" node (i.e., an actionable intent node). Property nodes "restaurant," "date/time" (for the reservation), and "party size" are each directly linked to the actionable intent node (i.e., the "restaurant reservation" node).

[0239] In addition, property nodes "cuisine," "price range," "phone number," and "location" are sub-nodes of the property node "restaurant," and are each linked to the "restaurant reservation" node (i.e., the actionable intent node) through the intermediate property node "restaurant." For another example, as shown in FIG. 7C, ontology 760 also includes a "set reminder" node (i.e., another actionable intent node). Property nodes "date/time" (for setting the reminder) and "subject" (for the reminder) are each linked to the "set reminder" node. Since the property "date/time" is relevant to both the task of making a restaurant reservation

and the task of setting a reminder, the property node “date/time” is linked to both the “restaurant reservation” node and the “set reminder” node in ontology 760.

[0240] An actionable intent node, along with its linked concept nodes, is described as a “domain.” In the present discussion, each domain is associated with a respective actionable intent, and refers to the group of nodes (and the relationships there between) associated with the particular actionable intent. For example, ontology 760 shown in FIG. 7C includes an example of restaurant reservation domain 762 and an example of reminder domain 764 within ontology 760. The restaurant reservation domain includes the actionable intent node “restaurant reservation,” property nodes “restaurant,” “date/time,” and “party size,” and sub-property nodes “cuisine,” “price range,” “phone number,” and “location.” Reminder domain 764 includes the actionable intent node “set reminder,” and property nodes “subject” and “date/time.” In some examples, ontology 760 is made up of many domains. Each domain shares one or more property nodes with one or more other domains. For example, the “date/time” property node is associated with many different domains (e.g., a scheduling domain, a travel reservation domain, a movie ticket domain, etc.), in addition to restaurant reservation domain 762 and reminder domain 764.

[0241] While FIG. 7C illustrates two example domains within ontology 760, other domains include, for example, “find a movie,” “initiate a phone call,” “find directions,” “schedule a meeting,” “send a message,” and “provide an answer to a question,” “read a list,” “providing navigation instructions,” “provide instructions for a task” and so on. A “send a message” domain is associated with a “send a message” actionable intent node, and further includes property nodes such as “recipient(s),” “message type,” and “message body.” The property node “recipient” is further defined, for example, by the sub-property nodes such as “recipient name” and “message address.”

[0242] In some examples, ontology 760 includes all the domains (and hence actionable intents) that the digital assistant is capable of understanding and acting upon. In some examples, ontology 760 is modified, such as by adding or removing entire domains or nodes, or by modifying relationships between the nodes within the ontology 760.

[0243] In some examples, nodes associated with multiple related actionable intents are clustered under a “super domain” in ontology 760. For example, a “travel” super-domain includes a cluster of property nodes and actionable intent nodes related to travel. The actionable intent nodes related to travel includes “airline reservation,” “hotel reservation,” “car rental,” “get directions,” “find points of interest,” and so on. The actionable intent nodes under the same super domain (e.g., the “travel” super domain) have many property nodes in common. For example, the actionable intent nodes for “airline reservation,” “hotel reservation,” “car rental,” “get directions,” and “find points of interest” share one or more of the property nodes “start location,” “destination,” “departure date/time,” “arrival date/time,” and “party size.”

[0244] In some examples, each node in ontology 760 is associated with a set of words and/or phrases that are relevant to the property or actionable intent represented by the node. The respective set of words and/or phrases associated with each node are the so-called “vocabulary” associated with the node. The respective set of words and/or

phrases associated with each node are stored in vocabulary index 744 in association with the property or actionable intent represented by the node. For example, returning to FIG. 7B, the vocabulary associated with the node for the property of “restaurant” includes words such as “food,” “drinks,” “cuisine,” “hungry,” “eat,” “pizza,” “fast food,” “meal,” and so on. For another example, the vocabulary associated with the node for the actionable intent of “initiate a phone call” includes words and phrases such as “call,” “phone,” “dial,” “ring,” “call this number,” “make a call to,” and so on. The vocabulary index 744 optionally includes words and phrases in different languages.

[0245] Natural language processing module 732 receives the candidate text representations (e.g., text string(s) or token sequence(s)) from STT processing module 730, and for each candidate representation, determines what nodes are implicated by the words in the candidate text representation. In some examples, if a word or phrase in the candidate text representation is found to be associated with one or more nodes in ontology 760 (via vocabulary index 744), the word or phrase “triggers” or “activates” those nodes. Based on the quantity and/or relative importance of the activated nodes, natural language processing module 732 selects one of the actionable intents as the task that the user intended the digital assistant to perform. In some examples, the domain that has the most “triggered” nodes is selected. In some examples, the domain having the highest confidence value (e.g., based on the relative importance of its various triggered nodes) is selected. In some examples, the domain is selected based on a combination of the number and the importance of the triggered nodes. In some examples, additional factors are considered in selecting the node as well, such as whether the digital assistant has previously correctly interpreted a similar request from a user.

[0246] User data 748 includes user-specific information, such as user-specific vocabulary, user preferences, user address, user’s default and secondary languages, user’s contact list, and other short-term or long-term information for each user. In some examples, natural language processing module 732 uses the user-specific information to supplement the information contained in the user input to further define the user intent. For example, for a user request “invite my friends to my birthday party,” natural language processing module 732 is able to access user data 748 to determine who the “friends” are and when and where the “birthday party” would be held, rather than requiring the user to provide such information explicitly in his/her request.

[0247] It should be recognized that in some examples, natural language processing module 732 is implemented using one or more machine learning mechanisms (e.g., neural networks). In particular, the one or more machine learning mechanisms are configured to receive a candidate text representation and contextual information associated with the candidate text representation. Based on the candidate text representation and the associated contextual information, the one or more machine learning mechanism are configured to determine intent confidence scores over a set of candidate actionable intents. Natural language processing module 732 can select one or more candidate actionable intents from the set of candidate actionable intents based on the determined intent confidence scores. In some examples, an ontology (e.g., ontology 760) is also used to select the one or more candidate actionable intents from the set of candidate actionable intents.

[0248] Other details of searching an ontology based on a token string is described in U.S. Utility application Ser. No. 12/341,743 for “Method and Apparatus for Searching Using An Active Ontology,” filed Dec. 22, 2008, the entire disclosure of which is incorporated herein by reference.

[0249] In some examples, once natural language processing module 732 identifies an actionable intent (or domain) based on the user request, natural language processing module 732 generates a structured query to represent the identified actionable intent. In some examples, the structured query includes parameters for one or more nodes within the domain for the actionable intent, and at least some of the parameters are populated with the specific information and requirements specified in the user request. For example, the user says “Make me a dinner reservation at a sushi place at 7.” In this case, natural language processing module 732 is able to correctly identify the actionable intent to be “restaurant reservation” based on the user input. According to the ontology, a structured query for a “restaurant reservation” domain includes parameters such as {Cuisine}, {Time}, {Date}, {Party Size}, and the like. In some examples, based on the speech input and the text derived from the speech input using STT processing module 730, natural language processing module 732 generates a partial structured query for the restaurant reservation domain, where the partial structured query includes the parameters {Cuisine=“Sushi”} and {Time=“7 pm”}. However, in this example, the user’s utterance contains insufficient information to complete the structured query associated with the domain. Therefore, other necessary parameters such as {Party Size} and {Date} is not specified in the structured query based on the information currently available. In some examples, natural language processing module 732 populates some parameters of the structured query with received contextual information. For example, in some examples, if the user requested a sushi restaurant “near me,” natural language processing module 732 populates a (location) parameter in the structured query with GPS coordinates from the user device.

[0250] In some examples, natural language processing module 732 identifies multiple candidate actionable intents for each candidate text representation received from STT processing module 730. Further, in some examples, a respective structured query (partial or complete) is generated for each identified candidate actionable intent. Natural language processing module 732 determines an intent confidence score for each candidate actionable intent and ranks the candidate actionable intents based on the intent confidence scores. In some examples, natural language processing module 732 passes the generated structured query (or queries), including any completed parameters, to task flow processing module 736 (“task flow processor”). In some examples, the structured query (or queries) for the m-best (e.g., m highest ranked) candidate actionable intents are provided to task flow processing module 736, where m is a predetermined integer greater than zero. In some examples, the structured query (or queries) for the m-best candidate actionable intents are provided to task flow processing module 736 with the corresponding candidate text representation(s).

[0251] Other details of inferring a user intent based on multiple candidate actionable intents determined from multiple candidate text representations of a speech input are described in U.S. Utility application Ser. No. 14/298,725 for “System and Method for Inferring User Intent From Speech

Inputs,” filed Jun. 6, 2014, the entire disclosure of which is incorporated herein by reference.

[0252] Task flow processing module 736 is configured to receive the structured query (or queries) from natural language processing module 732, complete the structured query, if necessary, and perform the actions required to “complete” the user’s ultimate request. In some examples, the various procedures necessary to complete these tasks are provided in task flow models 754. In some examples, task flow models 754 include procedures for obtaining additional information from the user and task flows for performing actions associated with the actionable intent.

[0253] As described above, in order to complete a structured query, task flow processing module 736 needs to initiate additional dialogue with the user in order to obtain additional information, and/or disambiguate potentially ambiguous utterances. When such interactions are necessary, task flow processing module 736 invokes dialogue flow processing module 734 to engage in a dialogue with the user. In some examples, dialogue flow processing module 734 determines how (and/or when) to ask the user for the additional information and receives and processes the user responses. The questions are provided to and answers are received from the users through I/O processing module 728. In some examples, dialogue flow processing module 734 presents dialogue output to the user via audio and/or visual output, and receives input from the user via spoken or physical (e.g., clicking) responses. Continuing with the example above, when task flow processing module 736 invokes dialogue flow processing module 734 to determine the “party size” and “date” information for the structured query associated with the domain “restaurant reservation,” dialogue flow processing module 734 generates questions such as “For how many people?” and “On which day?” to pass to the user. Once answers are received from the user, dialogue flow processing module 734 then populates the structured query with the missing information, or pass the information to task flow processing module 736 to complete the missing information from the structured query.

[0254] Once task flow processing module 736 has completed the structured query for an actionable intent, task flow processing module 736 proceeds to perform the ultimate task associated with the actionable intent. Accordingly, task flow processing module 736 executes the steps and instructions in the task flow model according to the specific parameters contained in the structured query. For example, the task flow model for the actionable intent of “restaurant reservation” includes steps and instructions for contacting a restaurant and actually requesting a reservation for a particular party size at a particular time. For example, using a structured query such as: {restaurant reservation, restaurant=ABC Café, date=Mar. 12, 2012, time=7 pm, party size=5}, task flow processing module 736 performs the steps of: (1) logging onto a server of the ABC Café or a restaurant reservation system such as OPENTABLE®, (2) entering the date, time, and party size information in a form on the website, (3) submitting the form, and (4) making a calendar entry for the reservation in the user’s calendar.

[0255] In some examples, task flow processing module 736 employs the assistance of service processing module 738 (“service processing module”) to complete a task requested in the user input or to provide an informational answer requested in the user input. For example, service processing module 738 acts on behalf of task flow process-

ing module **736** to make a phone call, set a calendar entry, invoke a map search, invoke or interact with other user applications installed on the user device, and invoke or interact with third-party services (e.g., a restaurant reservation portal, a social networking website, a banking portal, etc.). In some examples, the protocols and application programming interfaces (API) required by each service are specified by a respective service model among service models **756**. Service processing module **738** accesses the appropriate service model for a service and generate requests for the service in accordance with the protocols and APIs required by the service according to the service model.

**[0256]** For example, if a restaurant has enabled an online reservation service, the restaurant submits a service model specifying the necessary parameters for making a reservation and the APIs for communicating the values of the necessary parameter to the online reservation service. When requested by task flow processing module **736**, service processing module **738** establishes a network connection with the online reservation service using the web address stored in the service model, and send the necessary parameters of the reservation (e.g., time, date, party size) to the online reservation interface in a format according to the API of the online reservation service.

**[0257]** In some examples, natural language processing module **732**, dialogue flow processing module **734**, and task flow processing module **736** are used collectively and iteratively to infer and define the user's intent, obtain information to further clarify and refine the user intent, and finally generate a response (i.e., an output to the user, or the completion of a task) to fulfill the user's intent. The generated response is a dialogue response to the speech input that at least partially fulfills the user's intent. Further, in some examples, the generated response is output as a speech output. In these examples, the generated response is sent to speech synthesis module **740** (e.g., speech synthesizer) where it can be processed to synthesize the dialogue response in speech form. In yet other examples, the generated response is data content relevant to satisfying a user request in the speech input.

**[0258]** In examples where task flow processing module **736** receives multiple structured queries from natural language processing module **732**, task flow processing module **736** initially processes the first structured query of the received structured queries to attempt to complete the first structured query and/or execute one or more tasks or actions represented by the first structured query. In some examples, the first structured query corresponds to the highest ranked actionable intent. In other examples, the first structured query is selected from the received structured queries based on a combination of the corresponding speech recognition confidence scores and the corresponding intent confidence scores. In some examples, if task flow processing module **736** encounters an error during processing of the first structured query (e.g., due to an inability to determine a necessary parameter), the task flow processing module **736** can proceed to select and process a second structured query of the received structured queries that corresponds to a lower ranked actionable intent. The second structured query is selected, for example, based on the speech recognition confidence score of the corresponding candidate text representation, the intent confidence score of the corresponding candidate actionable intent, a missing necessary parameter in the first structured query, or any combination thereof.

**[0259]** Speech synthesis module **740** is configured to synthesize speech outputs for presentation to the user. Speech synthesis module **740** synthesizes speech outputs based on text provided by the digital assistant. For example, the generated dialogue response is in the form of a text string. Speech synthesis module **740** converts the text string to an audible speech output. Speech synthesis module **740** uses any appropriate speech synthesis technique in order to generate speech outputs from text, including, but not limited, to concatenative synthesis, unit selection synthesis, diphone synthesis, domain-specific synthesis, formant synthesis, articulatory synthesis, hidden Markov model (HMM) based synthesis, and sinewave synthesis. In some examples, speech synthesis module **740** is configured to synthesize individual words based on phonemic strings corresponding to the words. For example, a phonemic string is associated with a word in the generated dialogue response. The phonemic string is stored in metadata associated with the word. Speech synthesis model **740** is configured to directly process the phonemic string in the metadata to synthesize the word in speech form.

**[0260]** In some examples, instead of (or in addition to) using speech synthesis module **740**, speech synthesis is performed on a remote device (e.g., the server system **108**), and the synthesized speech is sent to the user device for output to the user. For example, this can occur in some implementations where outputs for a digital assistant are generated at a server system. And because server systems generally have more processing power or resources than a user device, it is possible to obtain higher quality speech outputs than would be practical with client-side synthesis.

**[0261]** Additional details on digital assistants can be found in the U.S. Utility application Ser. No. 12/987,982, entitled "Intelligent Automated Assistant," filed Jan. 10, 2011, and U.S. Utility application Ser. No. 13/251,088, entitled "Generating and Processing Task Items That Represent Tasks to Perform," filed Sep. 30, 2011, the entire disclosures of which are incorporated herein by reference.

#### 4. Multi-Modal Interfaces

**[0262]** FIGS. **8A-C** illustrate various electronic devices of an environment and exemplary user interfaces of the electronic devices, according to various examples. These figures are also used to illustrate one or more of the processes described below, including the process **1300** of FIG. **13**.

**[0263]** FIG. **8A** illustrates an electronic device **804**. The electronic device **804** may be any device described herein, including but not limited to devices **104**, **200**, **400**, and **600** (FIGS. **1**, **2A**, **4**, and **6A-B**). Thus, while the electronic device **804** is depicted as a mobile device, it will be appreciated that the electronic device **804** may be a device of any type, such as a phone, laptop computer, desktop computer, tablet, wearable device (e.g., smart watch), set-top box, television, home automation device (e.g., thermostat), or any combination or subcombination thereof.

**[0264]** In operation, the electronic device **804** receives a first user input from a user of the electronic device **804**. The first user input may be a user input of any type including, but not limited to, a touch input, a speech input (e.g., natural-language speech input), a switch input (e.g., a user toggles a physical switch of the electronic device), and/or a typed input (e.g., user enters text using a keyboard interfaced with the electronic device **804**).

[0265] In some examples, the first user includes a plurality of words. In the illustrated example, a typed user input received by the electronic device 804 includes the words “Comes around the band”, which are in turn displayed on a display (e.g., touch-sensitive display) of the electronic device 804. The plurality of words may be provided during operation of a messaging application, email application, word processing application, or any other application of the electronic device 804.

[0266] In examples in which the first user input is a speech input (e.g., natural-language speech input), the electronic device may provide a text representation of the speech input and display the text representation as described. In some examples, providing a text representation in manner may include providing one or more candidate text representations (e.g., text strings) of the speech input, for instance, using an STT processing module of the electronic device 804, such as the STT processing module 730. As described, each of the candidate text representations may be associated with a speech recognition confidence score, and the candidate text representations may be ranked accordingly. The highest ranking candidate text representation may be selected as the text representation of the speech input and displayed on the display of the electronic device 804.

[0267] In some examples, the first user input includes a command, for instance to send a message or email to a contact (e.g., “send a message to Tom saying I’ll be there in five”). In response, the electronic device 804 may initiate the proper application, populate the interface of the application with one or more words provided in the first user input (“I’ll be there in five.”)

[0268] Thereafter, the electronic device 804 receives a second user input from a user of the electronic device 804. The second user input may be a user input of any type, including but not limited to, a touch input, a speech input, a switch input, a typed input, and/or an input provided by a device interfaced with the electronic device 804 (e.g., mouse click). In some examples, the second user input is a user input of a different user input type than the first user input. The first user input may be a typed user input and the second user input may be a speech input, for instance.

[0269] In some examples, the second user input may indicate a selection of one or more words of the plurality of words. By way of example, the second user input can specify a word of the plurality of words. With reference to FIG. 8B, the user input 812 may be a natural-language speech input reciting the word “band” of the words of the first user input. The user’s reference to the term “band” may serve as a selection of the word “band” of the plurality of words. In other examples, the second user input can reference a word of the plurality of words. In the illustrated example, a user could, for instance, provide a speech input reciting “fourth word”, “last word”, or “first word of third line” to reference the word “band” of the plurality of words.

[0270] In some examples, the second user input is based on one or more characteristics of the user’s appearance or behavior. By way of example, the electronic device 804 may determine a direction and/or target of a user’s gaze (e.g., using known facial recognition methods), and based on the direction and/or target of the user’s gaze, determine if the user is looking at a particular location of the display of the electronic device 804. If it is determined that the user is looking at one or more words displayed by the electronic device 804, the user’s gaze may serve as a selection of the

one or more words. With reference to FIGS. 8A-B, instead of reciting “band”, the user may look at a location 816 on the display of the electronic device 804 where the word “band” is displayed.

[0271] In some examples, determining the selected one or more words of the second user input may require disambiguation. With reference to FIGS. 9A-9C, the electronic device 804 may request a user provide additional user input to disambiguate the selected one or more words. As illustrated, the electronic device 804 may receive a first user input and display words of the first user input on a display of the electronic device 804 (FIG. 9A). The user may thereafter provide a second user input (e.g., “Fair”) indicating a selection of a word of the first user input (FIG. 9B). The electronic device 804 then determines whether the selected word requires disambiguation. If so, the electronic device 804 determines a plurality of candidate words for the selected word(s) and provides (e.g., displays) the plurality of candidate words to the user. The user may select a candidate word of the plurality of candidate words to be used as the selected word, as described herein. As depicted in FIG. 9C, the electronic device 804 may determine that each of the candidate words “fare” and “fair” potentially correspond to the word specified by the user in the second user input. Accordingly, the electronic device 804 may provide a respective affordance for each of the candidate words by which each candidate word can be selected. The user may select the affordance 910 using a touch input, for instance, to identify “fair” as the selected word. While description is made herein with respect to disambiguation of a term of the second user input, it will be appreciated that one or more words of other inputs (e.g., first user input, third user input) may be disambiguated in a same or similar manner.

[0272] The electronic device 804 further receives a third user input from a user of the electronic device 804. The third user input may be a user input of any type, including but not limited to, a touch input, a speech input, a switch input, a typed input, and/or an input provided by a device interfaced with the electronic device 804. In some examples, the third user input is a user input of a different type than the first user input. Further, in some examples, the third user input is a user input of a same user input type than the second user input.

[0273] In some examples, the third user input includes a command (e.g., request to a digital assistant of the electronic device 804). The command may, for instance, be a command to modify one or more words of the plurality of words of the first user input, such as the selected word(s) indicated by the second user input. In some examples, the command is a command to modify formatting and/or text effects of the one or more words. The command may, for instance, specify that one or more words are to be capitalized, italicized, bolded, or underlined (e.g., “Italicize”). In other examples, the command may specify that spelling of a word is to be corrected and/or otherwise modified (“Pluralize it” or “Use the British spelling”).

[0274] In some examples, the command is a command to replace the selected word with another word provided by the user of the electronic device 804. The replacement word may be specified by the third user input in some instances. With reference to FIG. 8B, the user input 814 may be a natural-language speech input including a request for a

digital assistant of the electronic device **804**, for instance, to replace the word “band” with the word “bend” (e.g., “Replace with bend”).

[0275] In some examples, the electronic device **804** determines a task based on the third user input. The electronic device **804** may, for instance, determine a task corresponding to a command of the third user input. By way of example, the electronic device **804** may determine one or more candidate intents based on a text representation of the third input (or may determine candidate intents for each of the n-best candidate text representations of the third input), for instance, using the natural language processing module **732**. Each of the candidate intents may be associated with an intent confidence score, and the candidate intents may be ranked accordingly. Further, in some examples, a structured query (partial or complete) is generated for each candidate intent.

[0276] Thereafter, candidate tasks are determined based on the m-best (e.g., highest ranked) candidate intents, for instance, using the task flow processing module **736**. In some examples, the candidate tasks are identified based on the structured query for each of the m-best (e.g., highest ranked) candidate intents. By way of example, as described, the structured queries may be implemented according to one or more task flows, such as task flows **754**, to determine tasks associated with the candidate intents. The electronic device **804** can then identify the highest ranking candidate task as the task associated with the command of the third input.

[0277] The electronic device **804** modifies the selected word(s) based on the third user input to provide a modified word (or words). If the third user input includes a command, for instance, the electronic device **804** modifies the selected word(s) according to the command. With reference to FIG. **8C**, the electronic device replaces the selected word “band” with the word “bend” according to the user input **814** (FIG. **8B**), and displays the modified word(s) on the display of the electronic device **804**. In examples in which the electronic device **804** determines candidate user intents based on the third user input and selects a task associated with the highest ranking user intent, modifying the selected word(s) includes performing the task associated with the selected user intent.

[0278] While description is made herein with respect to the electronic device **804** receiving separate second and third user inputs (e.g., user inputs **812**, **814**), it will be appreciated that in some examples, the second and third user inputs may be provided to the electronic device **804** as a single user input (e.g., “Replace band with bend”). The combined user input may both indicate a selection of a word of the first user input (e.g., “band”) and specify a command for modifying and/or replacing the selected word (e.g., “replace with bend”). Thus, in some examples, the electronic device **804** may be configured to semantically parse user inputs to identify portions of user inputs indicating a selection a word and portions of user inputs specifying a manner in which selected words are to be modified or replaced.

[0279] The operations described above with reference to FIG. **8** are optionally implemented by components depicted in FIGS. **1-4**, **6A-B**, and **7A-C**. For example, the operations of process **800** may be implemented by any device (or component thereof) described herein, including but not limited to, devices **104**, **200**, **400**, **600**, and **804**. It would be clear to a person having ordinary skill in the art how other

processes are implemented based on the components depicted in FIGS. **1-4**, **6A-B**, and **7A-C**.

[0280] FIGS. **10A-C** illustrates various electronic devices of an environment and exemplary user interfaces of the electronic devices, according to various examples. These figures are also used to illustrate one or more of the processes described below, including the process **1400** of FIG. **14**.

[0281] FIG. **10A** illustrates electronic devices **1002**, **1004**, **1006** of an environment. Each of the devices **1002-1006** may be any device described herein, including but not limited to devices **104**, **200**, **400**, and **600** (FIGS. **1**, **2A**, **4**, and **6A-B**). Accordingly, each device may be a device of any type, such as a phone, laptop computer, desktop computer, tablet, wearable device (e.g., smart watch), set-top box, television, or any combination or subcombination thereof. In the illustrated example, the electronic device **1002** is an electronic device configured to provide a signal (e.g., wireless signal) to one or more electronic devices of the environment, such as the electronic device **1004**. The electronic device **1004** is a mobile device in some examples, as depicted. While the illustrated example is described herein with reference to electronic devices **1002** and **1004**, it will be appreciated that a fewer or greater number of devices may be used in other implementations. Further, while operation of an electronic device is described with reference to electronic device **1004**, it will be appreciated that such operation could be implemented using any electronic device(s) described herein.

[0282] In operation, the electronic device **1004** receives context information of (e.g., associated with) the electronic device **1004**. Context information of the electronic device **1004** includes information indicative of an environment of the electronic device **1004** in some examples. By way of example, context information may include information describing the acoustic environment of the electronic device **1004**. The context information may indicate noise intensity (e.g., volume) of the environment and/or one or more types of noise of the environment. As another example, context information may include information describing visual aspects of the environment of the electronic device **1004**. The context information may indicate light intensity of the environment and/or type of light (e.g., infrared) of the environment. As yet another example, context information may include information describing haptic aspects of the environment of the electronic device **1004**. The context information may indicate whether the electronic device is moving (e.g., in a car), stationary (e.g., on a table as illustrated in FIG. **10A**), held by a user, resting on a surface, or any combination thereof. As yet another example, the context information may include information describing a location of the electronic device **1004**. The context may indicate, for instance, whether the electronic device is **1004** at a home or office of the user, at a theater, concert, airport, etc.

[0283] Context information of the electronic device **1004** includes information stored on the electronic device and/or indicative of a state of the electronic device **1004** in some examples. By way of example, the context information may include a calendar stored on the electronic device **1004**. The electronic device **1004** may determine a location of the electronic device **1004** based on the calendar in some examples. As another example, context information may include information indicating whether one or switches (e.g., physical switches) of the electronic device are in a

particular position. As yet another example, context information may include information indicating which output types of the electronic device **1004** are enabled. Output types include but are not limited to, auditory outputs, visual outputs, haptic outputs, and/or electronic outputs (e.g., providing a signal to, or otherwise communicating with, another device).

[0284] In some examples, context information may indicate whether the electronic device **1004** has received, or is currently receiving, one or more signals, such as a signal provided by another electronic device (e.g., electronic device **1002**). The signal may, for instance, indicate one or more output types, a location of the electronic device **1002** (e.g., theater), one or more device types, or any combination thereof. Output types indicated by the signal may indicate those output types that are to be enabled in response to the signal and/or output types that are to be disabled in response to the signal, as described in further detail below.

[0285] In some examples, the electronic device **1004** determines context information of the electronic device **1004**, for instance, using one or more sensors or components (e.g., camera, GPS unit) of the electronic device **1004**. In other examples, the electronic device receives context information of the electronic device **1004** from one or more other electronic devices.

[0286] After receiving context information, the electronic device **1004** determines, based on the context information, whether one or more criteria for disabling an output type are met. In some examples, the electronic device **1004** determines whether the electronic device **1004** is located in one or more predetermined locations. The electronic device **1004** may, for instance, determine that criteria for disabling auditory outputs are met if the electronic device **1004** is determined to be in a location where auditory notifications are discouraged (e.g., theater or library). Additionally or alternatively, the electronic device may determine that criteria for disabling visual and auditory outputs are met if a user of the electronic device **1004** is scheduled to be in a meeting (e.g., determined based on calendar on device and/or location of device). In other examples, the electronic device **1004** determines whether a switch of the electronic device **1004** is in a particular position. The electronic device **1004** may, for instance, determine criteria for disabling auditory outputs are met if a switch of the electronic device **1004** is in a particular position. In yet other examples, the electronic device **1004** determines whether the electronic device **1004** is operating during a predetermined time or on a predetermined day (e.g., day of week, day of month, holiday). The electronic device **1004** may, for instance, determine criteria for disabling visual outputs are met if a current time is during a user's designated sleeping hours (e.g., 3:00 a.m.).

[0287] In some examples, the electronic device **1004** determines whether a particular signal is being (or has been) provided to the electronic device **1004** by another electronic device, such as the electronic device **1002**. As described, the signal may identify one or more output types. For each of the identified output types, the electronic device **1004** may determine that criteria are met. In some examples, the signal does not specify output types. Rather, the electronic device **1004** may determine that criteria are met for one or more predetermined output types in response to the signal. As an example, the electronic device **1004** may be located in a concert hall and receive a signal from another electronic

device, such as the electronic device **1002**. Responsive to the signal, the electronic device **1004** may determine that criteria for disabling auditory outputs are met. The signal may further specify one or more device types (e.g., mobile device, speaker). Accordingly, criteria may be met only if a specified device type matches that of the electronic device **1004** in some examples.

[0288] In some examples, determining whether criteria for disabling an output type are met includes determining whether one or more thresholds are exceeded. Thresholds applied in this manner may include, but are not limited to, noise intensity thresholds, light intensity thresholds, haptic thresholds, or any combination thereof. As an example, if the environment of the electronic device **1004** has light intensity below a threshold light intensity, the electronic device may determine that criteria for disabling an output type, such as auditory outputs, are met.

[0289] If the electronic device **1004** determines that criteria for disabling an output type are met, the electronic device **1004** disables the output type. As described, output types may include visual outputs, auditory outputs, and/or haptic outputs. Accordingly, in response to determining that criteria for disabling an output type are met, the electronic device **1004** can disable visual outputs, auditory outputs, and/or haptic outputs of the electronic device **1004**. It will be appreciated that such output types are intended to be exemplary and the electronic device **1004** may disable any type of output in this manner.

[0290] With reference to FIG. 10B, in some examples, the electronic device **1004** provides an output (e.g., output **1020**) indicating that one or more output types have been disabled. The output is provided using a different output type than the one or more disabled output types in some examples (e.g., the electronic device may indicate that auditory outputs are disabled using a visual output). With reference to FIG. 10C, in some examples, the electronic device further provides an output identifying one or more enabled output types (e.g., output **1030**).

[0291] In some examples, one or more output types may be disabled (e.g., manually disabled) by a user. The user can disable an output type by selecting an affordance provided by the electronic device **1004**, toggling a switch of the electronic device **1004**, and/or providing a request to a digital assistant of the electronic device **1004** to disable one or more specified output types (e.g., "Hey Siri, disable audio and vibration"). In some examples, a user may specify conditions for disabling the output types. The user may, for instance, specify a duration for which one or more output types are to be disabled (e.g., "Hey Siri, no interruptions for an hour"), or may specify a location at which one or more output types are to be disabled ("Hey Siri, no sound while I'm at school"). The electronic device **1004** may determine whether the electronic device **1004** is at the specified location, for instance, based on a physical location of the electronic device **1004** (e.g., GPS location indicates the electronic device **1004** is at a school of the user) or by referencing a calendar of a user of the electronic device **1004** (e.g., calendar of the user indicates the user is currently attending a class).

[0292] Once an output type has been disabled, the electronic device **1004** thereafter provides outputs according to the disabled outputs. By way of example, the electronic device may receive an input (e.g., natural-language speech input) from a user, determine a response to the input, and



identify an output type associated with the response. If the output type associated with the response is enabled, the electronic device **1004** provides the output. If the output type associated with the response is disabled, the electronic device **1004** forgoes providing the output.

[0293] In some examples, the electronic device **1004** may provide an indication (e.g., using an enabled output type) that a response could not be provided. As an example, the electronic device **1004** may determine that because auditory output types are disabled, a natural-language speech output cannot be provided to a user in response to an input. Accordingly, the electronic device **1004** can instead provide a haptic output or visual output to indicate to a user that the auditory output was not provided.

[0294] In some examples, if the electronic device **1004** determines that an output type associated with a response is disabled, the electronic device **1004** identifies an alternative output type associated with the response and provides the response using the alternative output type. In this manner, the electronic device **1004** may provide a response to an input despite one or more output types being disabled. With reference to FIG. 10B, in some examples, the electronic device **1004** may be configured to provide an auditory output in response to receipt of an email when all output types are enabled. If auditory outputs are disabled (as indicated by output **1020**), however, the electronic device **1004** may instead provide a visual output indicating that an email has been received (e.g., output **1022**). As another example, in some instances, an auditory output may be a natural-language speech output. If auditory output types are disabled, the electronic device **1004** may instead provide the natural-language output as a natural-language text output on a display of the electronic device **1004**.

[0295] The operations described above with reference to FIG. 8A-8C are optionally implemented by components depicted in FIGS. 1-4, 6A-B, and 7A-C. For example, the operations of process **800** may be implemented by any device (or component thereof) described herein, including but not limited to, devices **104**, **200**, **400**, **600**, and **1004**. It would be clear to a person having ordinary skill in the art how other processes are implemented based on the components depicted in FIGS. 1-4, 6A-B, and 7A-C.

[0296] FIGS. 11A-11C illustrate exemplary techniques for providing multi-modal interfaces in accordance with some embodiments. These figures are also used to illustrate one or more of the processes described below, including the process **1500** of FIG. 15.

[0297] FIG. 11A shows an electronic device **1100**. The electronic device **1100** may be any device described herein, including but not limited to devices **104**, **200**, **400**, and **600** (FIGS. 1, 2A, 4, and 6A-B). In the illustrated example, the electronic device **1100** is an electronic device having a touch-sensitive display, though it will be appreciated that the electronic device may be a device of any type, such as a phone, laptop computer, desktop computer, tablet, wearable device (e.g., smart watch), set-top box, television, or any combination or subcombination thereof.

[0298] In operation, the electronic device **1100** receives a user input from a user of the electronic device **1100**. The user input may be a user input of any type. In some examples, the user input is a touch input, for instance, received using a touch-sensitive display of the electronic device **1100**. In other examples, the user input is an auditory input (e.g., natural-language speech input). In yet other examples, the

user input is a haptic (e.g., vibrational) input, or button press. With reference to FIG. 11A, the user input may be a touch input indicating a selection of an affordance provided (e.g., displayed) on the touch-sensitive display of the electronic device **1100**. The user input may be selection of the affordance **1104** or the affordance **1106**. In some examples, the user input is indicative of a task. Selection of the affordance **1104** may indicate a task for initiating a telephone call with a contact **1102** (i.e., “Ryan”), and selection of the affordance **1106** may indicate a task for initiating a messaging session with the contact **1102**.

[0299] In response to the user input, the electronic device **1100** performs the task indicated by the user input. As described, in response to a user input selecting the affordance **1104**, the electronic device **1100** initiates a telephone call with the contact **1102**, and in response to selection of the affordance **1106**, the electronic device **1100** initiates a messaging session with the contact **1102**.

[0300] After performing the task, the electronic device **1100** determines whether the task can be performed in response to a second, alternative user input different than the user input provided to the electronic device **1100**. In some examples, the electronic device **1100** determines whether the task can be performed in response to an alternative user input having a same input type as the user input. Each of the user input and the alternative user input may be touch inputs, for instance. In other examples, the electronic device **1100** determines whether the task can be performed in response to an alternative user input having a different input type than the user input. The user input may be a touch input, and the alternative user input may be a speech input (e.g., natural-language speech input), for instance. In the illustrated example, the electronic device **1100** can determine whether the electronic device **1100** can initiate a phone call for the contact **1102** in response to an alternative touch input (e.g., selection of a different affordance) and/or a natural-language speech input (“Call Ryan”). In some examples, the electronic device **1100** determines the alternative user input a predetermined amount of time after performing the task.

[0301] In some examples, the electronic device **1100** selectively determines whether the task can be performed in response to an alternative user input. In at least one example, the electronic device **1100** determines a number of times that the task indicated by the user input has been performed. If the task indicated by the user input has been performed a number of times satisfying a predetermined threshold, the electronic device **1100** determines whether the task can be performed in response to an alternative user input. If the task indicated by the user input has not been performed a number of times satisfying the threshold, the electronic device **1100** forgoes determining whether the task can be performed in response to an alternative user input. In some examples, the electronic device **1100** determines a number of times that the task indicated by the user input has been performed in response to the user input. By way of example, the electronic device **1100** can determine the number of times a task has been performed in response to selection of a same affordance. The electronic device **1100** may then determine whether the determined number satisfies a threshold, as described, to selectively determine whether the task can be performed in response to an alternative user input.

[0302] If the electronic device **1100** determines that the task can be performed in response to an alternative user input different than the user input, the electronic device **1100**

provides (e.g., outputs) the alternative user input to the user. In examples in which the alternative user input is a touch input, the electronic device **1100** may highlight one or more portions (e.g., affordances) of the touch-sensitive display of the electronic device **1100** to indicate to a user where on the touch-sensitive display to provide the alternative input to perform the task. The electronic device **1100** may further indicate to the user, using a natural-language output, that an alternative touch input is available (“Next time you can press here to make a call”).

[0303] With reference to FIG. **11B**, in examples in which the alternative user input is a natural-language speech input (e.g., “Call Ryan”), the electronic device **1100** can provide the alternative user input by including the alternative user input in a natural-language speech output (e.g., “Next time just say ‘Call Ryan’”) provided to the user. In some examples, the electronic device **1100** further displays the alternative speech input on a display of the electronic device **1100**.

[0304] In some examples, the electronic device determines the natural-language speech input based on the task. For instance, the electronic device **1100** can determine one or more actionable intents associated with the task and determine one or more text representations of the natural-language speech input based on the one or more actionable intents. The electronic device **1100** can then select one of the one or more text representations to provide the user as the natural-language speech input. In some examples, each of the actionable intents and/or text representations are associated with a respective score and the electronic device **1100** selects a text representation based on the respective scores.

[0305] In some examples, the electronic device **1100** selectively provides the alternative user input to the user. In at least one example, the electronic device **1100** provides an output (e.g., natural-language output) requesting an additional user input, and based on the additional user input, the electronic device **1100** selectively provides the alternative user input to the user. After determining the alternative user input, the electronic device **1100** may, for instance, provide the natural-language output “There is a quicker way to do that next time. Would you like to know how?” In response, the user may indicate whether he or she would like to receive an output indicating the alternative user input. If the user answers affirmatively, the electronic device **1100** provides the alternative user input to the user. If the user answers negatively, the electronic device **1100** forgoes providing the alternative user input to the user.

[0306] In some examples, the electronic device **1100** determines and/or provides multiple alternative user inputs to the user. The electronic device **1100** may, for instance, determine multiple natural-language speech inputs that may be used to perform a task and present each of the multiple natural-language speech inputs to the user. With reference to FIG. **11C**, the electronic device can indicate to a user that either of the natural-language speech inputs “Call Ryan” or “Dial Ryan” may be used to perform the task of initiating a telephone call for the contact **1102**. In some examples, the electronic device **110** determines and/or provides alternative user inputs of different input types. The electronic device can, for instance, indicate that the natural-language speech input “Call Ryan” or a particular affordance may be used to perform a task.

[0307] In some examples, alternative user inputs are provided to the user based on user preferences and/or previous

usage of the electronic device. In some examples, alternative user inputs provided by the electronic device are a same user input type as user inputs primarily used to perform the task using the electronic device **1100**. If the user primarily performs the task using natural-language speech inputs, the electronic device **1100** may provide alternative user inputs that are natural-language speech inputs. In other examples, alternative user inputs provided by the electronic device are different user input types than user inputs typically used to operate the electronic device **1100**. If the user primarily performs the task using natural-language speech inputs, the electronic device **1100** may provide alternative user inputs that are touch inputs.

[0308] While reference is made herein with respect to the electronic device **1100** determining and/or providing alternative user inputs after performing a task, it will be appreciated that the electronic device **1100** may determine and/or provide alternative user inputs prior to performing a task and/or concurrently while performing the task.

[0309] The operations described above with reference to FIG. **8A-8C** are optionally implemented by components depicted in FIGS. **1-4**, **6A-B**, and **7A-C**. For example, the operations of process **800** may be implemented by any device (or component thereof) described herein, including but not limited to, devices **104**, **200**, **400**, **600**, and **1100**. It would be clear to a person having ordinary skill in the art how other processes are implemented based on the components depicted in FIGS. **1-4**, **6A-B**, and **7A-C**.

[0310] FIGS. **12A-12B** illustrate exemplary techniques for providing multi-modal interfaces in accordance with some embodiments. These figures are also used to illustrate one or more of the processes described below, including the process **1600** of FIG. **16**.

[0311] FIG. **12A** shows an electronic device **1200**. The electronic device **1200** may be any device described herein, including but not limited to devices **104**, **200**, **400**, and **600** (FIGS. **1**, **2A**, **4**, and **6A-B**). In the illustrated example, the electronic device **1200** is an electronic device having a touch-sensitive display, though it will be appreciated that the electronic device may be a device of any type, such as a phone, laptop computer, desktop computer, tablet, wearable device (e.g., smart watch), set-top box, television, or any combination or subcombination thereof.

[0312] In operation, the electronic device **1200** receives a first user input from a user of the electronic device **1200**. The first user input may be a user input of any type. In some examples, the first user input is a speech input (e.g., natural-language speech input). With reference to FIG. **12A**, the first user input **1202** may be a speech input indicative of a request to a digital assistant of the electronic device **1200**, for instance, to create a new contact with a specified name (e.g., “Create a new contact for John”). In other examples, the first user input is a touch input received using a touch-sensitive display of the electronic device **1200**. In yet other examples, the first user input is a haptic (e.g., vibrational) input, or button press.

[0313] In examples in which the first user input is a natural-language speech input, the electronic device **1200** processes the first user input **1202** to provide one or more candidate text representations (e.g., text strings) of the natural-language speech input, for instance, using the STT processing module **730**. As described, each of the candidate text representations may be associated with a speech recognition confidence score, and the candidate text representa-

tions may be ranked accordingly. In other examples, the first user input is a textual input (e.g., inputted via a touchpad of the electronic device 800) and is provided as a candidate text representation, where  $n=1$ . Textual inputs provided as candidate text representations in this manner may be assigned a maximum speech recognition confidence score, or any other speech recognition confidence score. With reference to FIG. 12A, the digital assistant provides one or more candidate text representations including a text string “Create a new contact for John”.

[0314] In some examples, the electronic device 1200 provides one or more candidate intents based on the  $n$ -best (e.g., highest ranked) candidate text representations, for instance, using the natural language processing module 732. Each of the candidate intents may be associated with an intent confidence score, and the candidate intents may be ranked accordingly. In some examples, multiple candidate intents are identified for each candidate text representation. Further, in some examples, a structured query (partial or complete) is generated for each candidate intent. With reference to FIG. 12A, the digital assistant of electronic device 1200 provides a candidate intent of “create contact” based on the candidate text representation “Create a new contact for John”. Further, the digital assistant of the electronic device determines a structured query {create contact, name=John}.

[0315] Thereafter, candidate tasks are determined based on the  $m$ -best (e.g., highest ranked) candidate intents, for instance, using the task flow processing module 736. In some examples, the candidate tasks are identified based on the structured query for each of the  $m$ -best (e.g., highest ranked) candidate intents. By way of example, as described, the structured queries may be implemented according to one or more task flows, such as task flows 754, to determine tasks associated with the candidate intents.

[0316] In some examples, the electronic device 1200 determines whether additional input is required to perform the task. By way of example, the electronic device 1200 can determine whether a parameter needs to be confirmed, for instance, by a user of the electronic device 1200. The electronic device 1200 can determine that user input confirming or correcting spelling of a word is required to perform the task. In the illustrated example, the electronic device 1200 may determine that the spelling of the name “John” is required to be confirmed prior to generating the requested contact. In another example, the electronic device 1200 can determine whether additional parameters are required to perform the task. With reference to FIG. 12B, the electronic device 1200 may determine that additional information (e.g., surname, contact information) pertaining to the contact John is required prior to generating the requested contact.

[0317] In some examples, the electronic device determines whether additional input is required to perform the task based on context information of the electronic device. By way of example, the electronic device 1200 may require additional input based on an environment of the electronic device 1200. If the electronic device 1200 is in a loud environment, for instance, the electronic device 1200 may require confirmation of speech recognition prior to performing a task (e.g., saving text in a note). As another example, the electronic device 1200 may require additional input based on information stored in the electronic device. With reference to FIGS. 12A-B, if a user requests that a contact be generated for a person named John, the electronic device

1200 may require entry of a surname if one or more existing contacts stored on the electronic device 1200 have a first name of John.

[0318] In some examples, the electronic device 1200 identifies a type of the task and determines whether additional input is required to perform the task based on the type of the task. Certain tasks, for instance, may require touch input confirmation prior to the task being performed. As an example, if the task is a task to send a message to another user, the electronic device 1200 may determine that confirmation of the message contents (e.g., by touch input) is required before the message may be sent message (e.g., the user confirms the message is correct).

[0319] In some examples, the electronic device 1200 determines whether additional input is required to perform a task by determining whether one or more structured queries are complete such that a task associated with each structured query may be successfully performed.

[0320] If the electronic device 1200 determines that additional input is required to perform a task, the electronic device 1200 requests a second user input. In some examples, the first user input and the second user input are user inputs of a same user input type (e.g., speech inputs). In other examples, the first user input and the second user input are user inputs of different types. The first user input is a speech input and the second user input is a touch input in some examples.

[0321] In some examples, requesting the additional user input includes requesting the second user input from a user of the electronic device 1200. Requesting the second user input includes prompting a user to provide the user input in some examples. As an example, with reference to FIG. 12B, the electronic device 1200 can provide an output (e.g., natural-language output) requesting that the user provide the second user input (e.g., “Please Complete Contact Info for John”). As another example, the electronic device 1200 can provide (e.g., display) one or more text entry fields and/or affordances by which the user can provide the additional user input.

[0322] In some examples, the electronic device 1200 identifies a data type associated with the task and/or the additional user input required to perform the task, determines an input type associated with the data type, and requests a user input of the determined input type. In this manner, the electronic device 1200 may request user input of an input type determined to be best for providing the requested user input. By way of example, the electronic device 1200 may determine that contact information (e.g., phone number) is required prior to generating a contact, and further determine that the contact information is best provided by way of touch input. The electronic device 1200 may thereafter provide a natural-language output requesting that a user provide the contact information by way of touch input (e.g., “Please use the displayed keypad to enter a phone number for the contact John in the highlighted field”).

[0323] The electronic device 1200 thereafter receives the requested user input (e.g., second user input) from the user of the electronic device 1200.

[0324] In some examples, the electronic device 1200 determines that multiple user inputs are required before a task may be performed. Accordingly, the electronic device 1200 can request any number of user inputs such that the electronic device 1200 receives the additional input required to perform the task.

[0325] Once the additional input (e.g., second user input) has been received, the electronic device **1200** performs the task based, at least in part, on the additional input. By way of example, based on a structured query, a task flow processing module of the electronic device **1200** (e.g., task flow processing module **736**) invokes programs, methods, services, APIs, or the like, to perform the task. In examples in which the electronic device requests multiple additional inputs, the electronic device **1200** performs the task based, at least in part, on each of the multiple additional inputs.

[0326] The operations described above with reference to FIGS. **8A-8C** are optionally implemented by components depicted in FIGS. **1-4**, **6A-B**, and **7A-C**. For example, the operations of process **800** may be implemented by any device (or component thereof) described herein, including but not limited to, devices **104**, **200**, **400**, **600**, and **1200**. It would be clear to a person having ordinary skill in the art how other processes are implemented based on the components depicted in FIGS. **1-4**, **6A-B**, and **7A-C**.

##### 5. Processes for Providing Multi-Modal Interfaces

[0327] FIG. **13** illustrates a process **1300** for multi-modal interaction with an electronic device, according to various examples. Process **1300** is performed, for example, using one or more electronic devices implementing a digital assistant. In some examples, process **1300** is performed using a client-server system (e.g., system **100**), and the blocks of process **1300** are divided up in any manner between the server (e.g., DA server **106**) and a client device. In other examples, the blocks of process **1300** are divided up between the server and multiple client devices (e.g., a mobile phone and a smart watch). Thus, while portions of process **1300** are described herein as being performed by particular devices of a client-server system, it will be appreciated that process **1300** is not so limited. In other examples, process **1300** is performed using only a client device (e.g., user device **104**) or only multiple client devices. In process **1300**, some blocks are, optionally, combined, the order of some blocks is, optionally, changed, and some blocks are, optionally, omitted. In some examples, additional steps may be performed in combination with the process **1300**.

[0328] At block **1305**, the electronic device receives a first user input of a first input type. The first user input includes a plurality of words. In some examples, the first user input includes a first command. In some examples, the first user input includes a second command. In some examples, the first command is a command to modify capitalization of the selected word. In some examples, the first command is a command to modify spelling of the selected word. In some examples, the first command is a command to modify textual effects of the selected word.

[0329] At block **1310**, the electronic device displays the plurality of words on a touch-sensitive display of the electronic device.

[0330] At block **1315**, the electronic device the electronic device receives a second user input of a second input type indicating a selection of a word of the plurality of words. The second input type is different than the first input type in some examples. In some examples, the second user input is associated with a direction of a user's gaze.

[0331] In some examples, the electronic device determines whether the selected word requires disambiguation. In accordance with a determination that the selected word

requires disambiguation, the electronic device determines a plurality of candidate words and provides the plurality of candidate words.

[0332] At block **1320**, the electronic device receives a third user input. In some examples, the first user input of the first input type is a typed input and the third user input is a speech input. In some examples, the third user input includes a replacement word. In some examples, the third user input includes a reference to a word of the plurality of words. In some examples, receiving a third user input includes receiving a selection of a candidate word of the plurality of candidate words.

[0333] In some examples, the electronic device determines a user intent based on the first input and determines a task associated with the user intent.

[0334] At block **1325**, the electronic device modifies the selected word based on the third user input. In some examples, modifying the selected word based on the third user input to provide a modified one or more words includes modifying the one or more words based on the first command. In some examples, modifying the selected word based on the third user input to provide a modified one or more words includes performing the task. In some examples, modifying the selected word based on the third user input to provide a modified one or more words includes replacing the selected word with the replacement word. In some examples, modifying the selected word based on the third user input to provide a modified one or more words includes replacing the selected word with the selected candidate word.

[0335] At block **1330**, the electronic device displays the modified one or more words on the touch-sensitive display. In some examples, displaying the modified one or more words includes determining a confidence score for each of the plurality of words and displaying the plurality of words based on the confidence score of each word of the plurality of words. In some examples, determining a confidence score includes determining a speech-to-text score, determining a natural-language score, and determining a confidence score based on the speech-to-text score and the natural-language score. In some examples, determining a confidence score for each of the plurality of words includes determining a confidence score each word of the plurality of words. In some examples, displaying the modified one or more words includes displaying the plurality of words using a word processing application, a messaging application, an email application, or any combination thereof.

[0336] FIG. **14** illustrates a process **1400** for selectively disabling an output of an electronic device, according to various examples. Process **1400** is performed, for example, using one or more electronic devices implementing a digital assistant. In some examples, process **1400** is performed using a client-server system (e.g., system **100**), and the blocks of process **1400** are divided up in any manner between the server (e.g., DA server **106**) and a client device. In other examples, the blocks of process **1400** are divided up between the server and multiple client devices (e.g., a mobile phone and a smart watch). Thus, while portions of process **1400** are described herein as being performed by particular devices of a client-server system, it will be appreciated that process **1400** is not so limited. In other examples, process **1400** is performed using only a client device (e.g., user device **104**) or only multiple client devices. In process **1400**, some blocks are, optionally, combined, the order of

some blocks is, optionally, changed, and some blocks are, optionally, omitted. In some examples, additional steps may be performed in combination with the process **1400**.

[0337] At block **1405**, the electronic device receives context information associated with the electronic device. In some examples, the context information is based on an environment of the electronic device. In some examples, receiving context information includes determining whether the electronic device is receiving a signal of a predetermined type. In some examples, the signal of the predetermined type is indicative of an output type.

[0338] At block **1410**, the electronic device determines whether criteria for disabling an output type are met based on the context information associated with the electronic device.

[0339] At block **1415**, in accordance with a determination that the criteria for disabling the output type are met, the electronic device disables the output type. In some examples, in accordance with a determination that the criteria for disabling the output type are met, the electronic device further provides a first output indicating that the output type is disabled. In some examples, providing the first output includes providing the first output using a second output type different than the output type. In some examples, providing the first output indicating that the output type is disabled includes providing an output identifying one or more enabled output types.

[0340] In some examples, the electronic device receives a user input and disables one or more output types responsive to the user input.

[0341] In some examples, the electronic device receives an input and identifies an output type for providing a second output associated with the input. The electronic device determines if the identified output type is disabled. In accordance with a determination that the output type is disabled, the electronic device forgoes providing the second output. In accordance with a determination that the output type is not disabled, the electronic device provides the second output.

[0342] In some examples, in accordance with a determination that the output type is disabled, the electronic device provides a third output indicating that the second output was not provided.

[0343] In some examples, in accordance with a determination that the output type is disabled, the electronic device identifies an output type for providing a fourth output associated with the input and provides the fourth output.

[0344] FIG. **15** illustrates a process **1500** for multi-modal interaction with an electronic device, according to various examples. In some examples, process **1500** is performed using a client-server system (e.g., system **100**), and the blocks of process **1500** are divided up in any manner between the server (e.g., DA server **106**) and a client device. In other examples, the blocks of process **1500** are divided up between the server and multiple client devices (e.g., a mobile phone and a smart watch). Thus, while portions of process **1500** are described herein as being performed by particular devices of a client-server system, it will be appreciated that process **1500** is not so limited. In other examples, process **1500** is performed using only a client device (e.g., user device **104**) or only multiple client devices. In process **1500**, some blocks are, optionally, combined, the order of some blocks is, optionally, changed, and some blocks are,

optionally, omitted. In some examples, additional steps may be performed in combination with the process **1500**.

[0345] At block **1505**, the electronic device receives a user input of a first input type. The user input is indicative of a task in some examples.

[0346] At block **1510**, the electronic device performs the task in response to the user input of the first input type. In some examples, the user input of the first input type is a touch input.

[0347] At block **1515**, the electronic device determines whether the task may be performed in response to a user input of a second input type. In some examples, the user input of the second input type is a natural-language input. In some examples, determining whether the task may be performed in response to a user input of a second input type includes determining a number of times the task has been performed in response to the user input, determining whether the number of times the task has been performed in response to the user input satisfies a threshold, and in accordance with a determination that the number of times the task has been performed in response to the user input exceeds the threshold, determining whether the task may be performed in response to a user input of a second input type.

[0348] At block **1520**, in accordance with a determination that the task may be performed in response to a user input of the second type, the electronic device provides an output indicative of the user input of the second input type. In some examples, the output is a natural-language output. In some examples, providing an output indicative of the user input of the second input type includes providing the output indicative of the user input of the second input type a predetermined amount of time after performing the task. In some examples, provides an output indicative of the user input of the second input type includes providing a second natural-language output, receiving a second user input requesting the output, and responsive to the second user input, providing the output.

[0349] In some examples, the electronic device determines whether the task may be performed in response to a second user input of the second input type. In accordance with a determination that the task may be performed in response to the second user input of the second input type, the electronic device provides output indicative of the second user input of the second input type.

[0350] FIG. **16** illustrates a process **1600** for multi-modal interaction with an electronic device, according to various examples. Process **1600** is performed, for example, using one or more electronic devices implementing a digital assistant. In some examples, process **1600** is performed using a client-server system (e.g., system **100**), and the blocks of process **1600** are divided up in any manner between the server (e.g., DA server **106**) and a client device. In other examples, the blocks of process **1600** are divided up between the server and multiple client devices (e.g., a mobile phone and a smart watch). Thus, while portions of process **1600** are described herein as being performed by particular devices of a client-server system, it will be appreciated that process **1600** is not so limited. In other examples, process **1600** is performed using only a client device (e.g., user device **104**) or only multiple client devices. In process **1600**, some blocks are, optionally, combined, the order of some blocks is, optionally, changed, and some blocks are, optionally, omitted. In some examples, additional steps may be performed in combination with the process **1600**.

[0351] At block 1605, the electronic device receives a user input of a first input type. The user input is indicative of a task in some examples.

[0352] At block 1610, the electronic device determines whether additional input is required to perform the task. In some examples, determining whether additional input is required to perform the task includes determining, based on context of the electronic device, whether additional input is required to perform the task. In some examples, determining whether additional input is required to perform the task includes identifying a type of the task.

[0353] At block 1615, in accordance with a determination that additional input is required to perform the task, the electronic device requests a user input of a second input type, receives the user input of the second input type, and performs the task based on the user input of the second input type. In some examples, requesting a user input of a second input type includes prompting a user to enter the user input of the second input type. In some examples, requesting a user input of a second input type includes identifying a data type associated with the task, determining an input type associated with the data type, and requesting a user input of the determined input type.

[0354] In some examples, the electronic device requests a user input of a third input type, receives the user input of the third input type, and performs the task based on the user input of the third input type.

[0355] In accordance with some implementations, a computer-readable storage medium (e.g., a non-transitory computer readable storage medium) is provided, the computer-readable storage medium storing one or more programs for execution by one or more processors of an electronic device, the one or more programs including instructions for performing any of the methods or processes described herein.

[0356] In accordance with some implementations, an electronic device (e.g., a portable electronic device) is provided that comprises means for performing any of the methods or processes described herein.

[0357] In accordance with some implementations, an electronic device (e.g., a portable electronic device) is provided that comprises a processing unit configured to perform any of the methods or processes described herein.

[0358] In accordance with some implementations, an electronic device (e.g., a portable electronic device) is provided that comprises one or more processors and memory storing one or more programs for execution by the one or more processors, the one or more programs including instructions for performing any of the methods or processes described herein.

[0359] The foregoing description, for purpose of explanation, has been described with reference to specific embodiments. However, the illustrative discussions above are not intended to be exhaustive or to limit the invention to the precise forms disclosed. Many modifications and variations are possible in view of the above teachings. The embodiments were chosen and described in order to best explain the principles of the techniques and their practical applications. Others skilled in the art are thereby enabled to best utilize the techniques and various embodiments with various modifications as are suited to the particular use contemplated.

[0360] Although the disclosure and examples have been fully described with reference to the accompanying drawings, it is to be noted that various changes and modifications will become apparent to those skilled in the art. Such

changes and modifications are to be understood as being included within the scope of the disclosure and examples as defined by the claims.

[0361] As described above, one aspect of the present technology is the gathering and use of data available from various sources to improve the delivery to users of invitational content or any other content that may be of interest to them. The present disclosure contemplates that in some instances, this gathered data may include personal information data that uniquely identifies or can be used to contact or locate a specific person. Such personal information data can include demographic data, location-based data, telephone numbers, email addresses, home addresses, or any other identifying information.

[0362] The present disclosure recognizes that the use of such personal information data, in the present technology, can be used to the benefit of users. For example, the personal information data can be used to deliver targeted content that is of greater interest to the user. Accordingly, use of such personal information data enables calculated control of the delivered content. Further, other uses for personal information data that benefit the user are also contemplated by the present disclosure.

[0363] The present disclosure further contemplates that the entities responsible for the collection, analysis, disclosure, transfer, storage, or other use of such personal information data will comply with well-established privacy policies and/or privacy practices. In particular, such entities should implement and consistently use privacy policies and practices that are generally recognized as meeting or exceeding industry or governmental requirements for maintaining personal information data private and secure. For example, personal information from users should be collected for legitimate and reasonable uses of the entity and not shared or sold outside of those legitimate uses. Further, such collection should occur only after receiving the informed consent of the users. Additionally, such entities would take any needed steps for safeguarding and securing access to such personal information data and ensuring that others with access to the personal information data adhere to their privacy policies and procedures. Further, such entities can subject themselves to evaluation by third parties to certify their adherence to widely accepted privacy policies and practices.

[0364] Despite the foregoing, the present disclosure also contemplates embodiments in which users selectively block the use of, or access to, personal information data. That is, the present disclosure contemplates that hardware and/or software elements can be provided to prevent or block access to such personal information data. For example, in the case of advertisement delivery services, the present technology can be configured to allow users to select to “opt in” or “opt out” of participation in the collection of personal information data during registration for services. In another example, users can select not to provide location information for targeted content delivery services. In yet another example, users can select to not provide precise location information, but permit the transfer of location zone information.

[0365] Therefore, although the present disclosure broadly covers use of personal information data to implement one or more various disclosed embodiments, the present disclosure also contemplates that the various embodiments can also be implemented without the need for accessing such personal

information data. That is, the various embodiments of the present technology are not rendered inoperable due to the lack of all or a portion of such personal information data. For example, content can be selected and delivered to users by inferring preferences based on non-personal information data or a bare minimum amount of personal information, such as the content being requested by the device associated with a user, other non-personal information available to the content delivery services, or publically available information.

What is claimed is:

1. An electronic device, comprising:
  - one or more processors;
  - a memory; and
  - one or more programs, wherein the one or more programs are stored in the memory and configured to be executed by the one or more processors, the one or more programs including instructions for:
    - receiving context information associated with the electronic device;
    - determining whether one or more criteria for disabling an output type are met based on the context information associated with the electronic device; and
    - in accordance with a determination that the one or more criteria for disabling the output type are met, disabling the output type.
2. The electronic device of claim 1, wherein the one or more programs further include instructions for:
  - in accordance with the determination that the one or more criteria for disabling the output type are met, providing a first output indicating that the output type is disabled.
3. The electronic device of claim 2, wherein providing the first output indicating that the output type is disabled comprises providing the first output using a second output type different than the output type.
4. The electronic device of claim 2, wherein providing the first output indicating that the output type is disabled comprises providing an output identifying one or more enabled output types.
5. The electronic device of claim 1, wherein the one or more programs further include instructions for:
  - receiving a user input; and
  - disabling one or more output types responsive to the user input.
6. The electronic device of claim 1, wherein the context information is based on an environment of the electronic device.
7. The electronic device of claim 1, wherein receiving context information associated with the electronic device comprises determining whether the electronic device is receiving a signal of a predetermined type.
8. The electronic device of claim 7, wherein the signal of the predetermined type is indicative of an output type.
9. The electronic device of claim 1, wherein the one or more programs further include instructions for:
  - receiving an input;
  - identifying an output type for providing a second output associated with the input;
  - determining if the identified output type is disabled;
  - in accordance with a determination that the output type is disabled, forgoing providing the second output; and
  - in accordance with a determination that the output type is not disabled, providing the second output.

10. The electronic device of claim 9, wherein the one or more programs further include instructions for:

- in accordance with a determination that the output type is disabled, providing a third output indicating that the second output was not provided.

11. The electronic device of claim 9, wherein the one or more programs further include instructions for:

- in accordance with a determination that the output type is disabled, identifying an output type for providing a fourth output associated with the input; and
- providing the fourth output.

12. A non-transitory computer-readable storage medium storing one or more programs, the one or more programs comprising instructions, which when executed by one or more processors of an electronic device, cause the electronic device to:

- receive context information associated with the electronic device;

- determine whether one or more criteria for disabling an output type are met based on the context information associated with the electronic device; and

- in accordance with a determination that the one or more criteria for disabling the output type are met, disable the output type.

13. The non-transitory computer-readable storage medium of claim 12, wherein the instructions further cause the electronic device to:

- in accordance with the determination that the one or more criteria for disabling the output type are met, provide a first output indicating that the output type is disabled.

14. The non-transitory computer-readable storage medium of claim 13, wherein providing the first output indicating that the output type is disabled comprises providing the first output using a second output type different than the output type.

15. The non-transitory computer-readable storage medium of claim 13, wherein providing the first output indicating that the output type is disabled comprises providing an output identifying one or more enabled output types.

16. The non-transitory computer-readable storage medium of claim 12, wherein the instructions further cause the electronic device to:

- receive a user input; and

- disable one or more output types responsive to the user input.

17. The non-transitory computer-readable storage medium of claim 12, wherein the context information is based on an environment of the electronic device.

18. The non-transitory computer-readable storage medium of claim 12, wherein receiving context information associated with the electronic device comprises determining whether the electronic device is receiving a signal of a predetermined type.

19. The non-transitory computer-readable storage medium of claim 18, wherein the signal of the predetermined type is indicative of an output type.

20. The non-transitory computer-readable storage medium of claim 12, wherein the instructions further cause the electronic device to:

- receive an input;

- identify an output type for providing a second output associated with the input;

- determine if the identified output type is disabled;

in accordance with a determination that the output type is disabled, forgo providing the second output; and  
 in accordance with a determination that the output type is not disabled, provide the second output.

**21.** The non-transitory computer-readable storage medium of claim **20**, wherein the instructions further cause the electronic device to:

in accordance with a determination that the output type is disabled, provide a third output indicating that the second output was not provided.

**22.** The non-transitory computer-readable storage medium of claim **20**, wherein the instructions further cause the electronic device to:

in accordance with a determination that the output type is disabled, identify an output type for providing a fourth output associated with the input; and

provide the fourth output.

**23.** A method, comprising:

at an electronic device having one or more processors:  
 receiving context information associated with the electronic device;

determining whether one or more criteria for disabling an output type are met based on the context information associated with the electronic device; and

in accordance with a determination that the one or more criteria for disabling the output type are met, disabling the output type.

**24.** The method of claim **23**, further comprising:

in accordance with the determination that the one or more criteria for disabling the output type are met, providing a first output indicating that the output type is disabled.

**25.** The method of claim **24**, wherein providing the first output indicating that the output type is disabled comprises providing the first output using a second output type different than the output type.

**26.** The method of claim **24**, wherein providing the first output indicating that the output type is disabled comprises providing an output identifying one or more enabled output types.

**27.** The method of claim **23**, further comprising:

receiving a user input; and

disabling one or more output types responsive to the user input.

**28.** The method of claim **23**, wherein the context information is based on an environment of the electronic device.

**29.** The method of claim **23**, wherein receiving context information associated with the electronic device comprises determining whether the electronic device is receiving a signal of a predetermined type.

**30.** The method of claim **29**, wherein the signal of the predetermined type is indicative of an output type.

**31.** The method of claim **23**, further comprising:

receiving an input;

identifying an output type for providing a second output associated with the input;

determining if the identified output type is disabled;

in accordance with a determination that the output type is disabled, forgoing providing the second output; and  
 in accordance with a determination that the output type is not disabled, providing the second output.

**32.** The method of claim **31**, further comprising:

in accordance with a determination that the output type is disabled, providing a third output indicating that the second output was not provided.

**33.** The method of claim **32**, further comprising:

in accordance with a determination that the output type is disabled, identifying an output type for providing a fourth output associated with the input; and  
 providing the fourth output.

\* \* \* \* \*