

US 20230042699A1

(19) **United States**

(12) **Patent Application Publication**  
**Cao et al.**

(10) **Pub. No.: US 2023/0042699 A1**

(43) **Pub. Date: Feb. 9, 2023**

(54) **GENERATING NON-CLASSICAL  
MEASUREMENTS ON DEVICES WITH  
PARAMETERIZED TIME EVOLUTION**

(71) Applicant: **Zapata Computing, Inc.**, Boston, MA  
(US)

(72) Inventors: **Yudong Cao**, Cambridge, MA (US);  
**Christopher J. Savoie**, Nashville, TN  
(US)

(21) Appl. No.: **17/394,200**

(22) Filed: **Aug. 4, 2021**

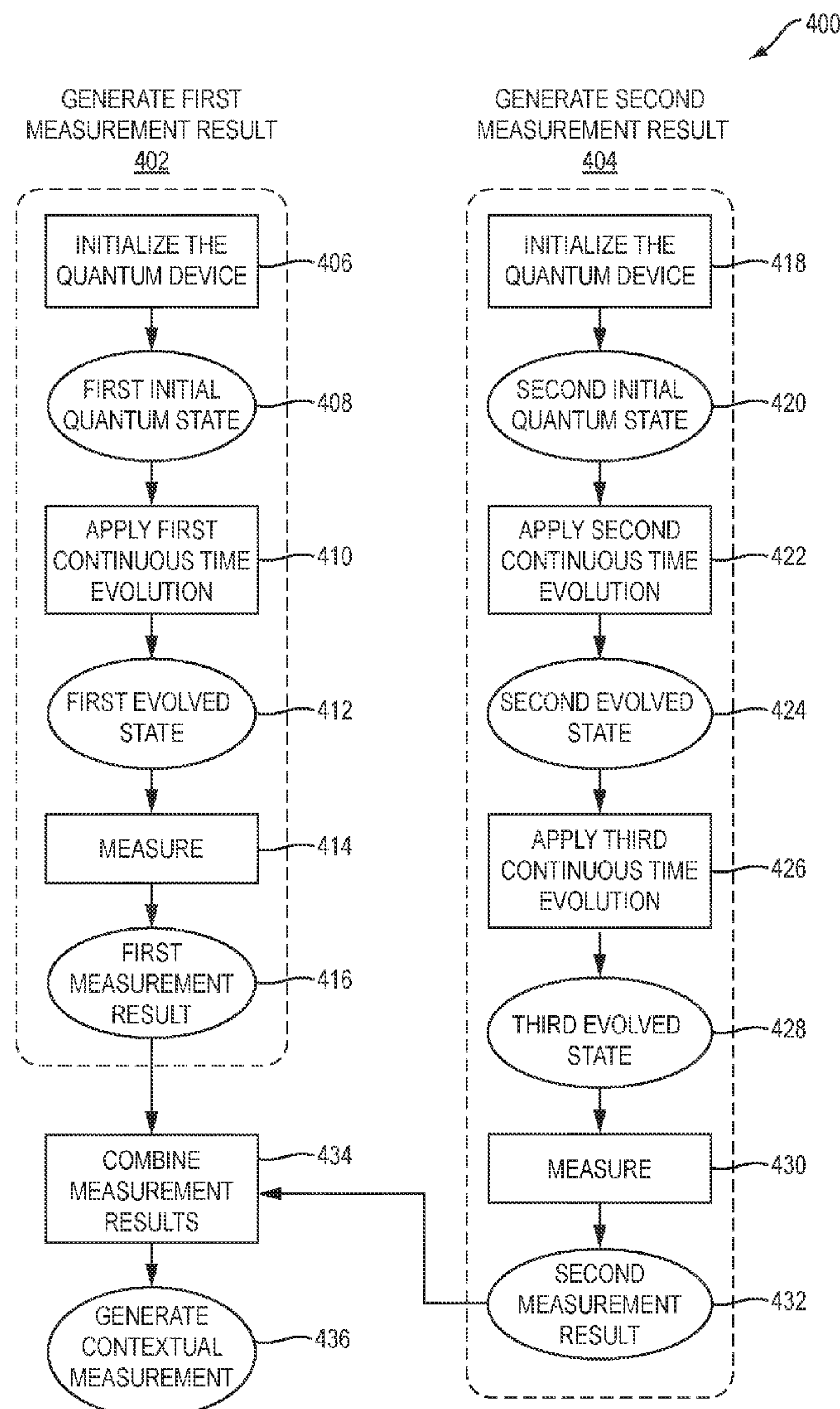
**Publication Classification**

(51) **Int. Cl.**  
**G06N 10/00** (2006.01)  
**G06N 3/08** (2006.01)

(52) **U.S. Cl.**  
CPC ..... **G06N 10/00** (2019.01); **G06N 3/086**  
(2013.01)

(57) **ABSTRACT**

A quantum contextual measurement is generated from a quantum device capable of performing continuous time evolution, by generating a first measurement result and a second measurement result and combining the first measurement result and the second measurement result to generate the quantum contextual measurement. The first measurement result may be generated by initializing the quantum device to a first initial quantum state, applying a first continuous time evolution to the first initial state to generate a first evolved state, and measuring the first evolved state to generate the first measurement result. A similar process may be applied to generate a second evolved state, and then applying another continuous time evolution to the second evolved state to generate a third evolved state, and measuring the third evolved state to generate the second measurement result.



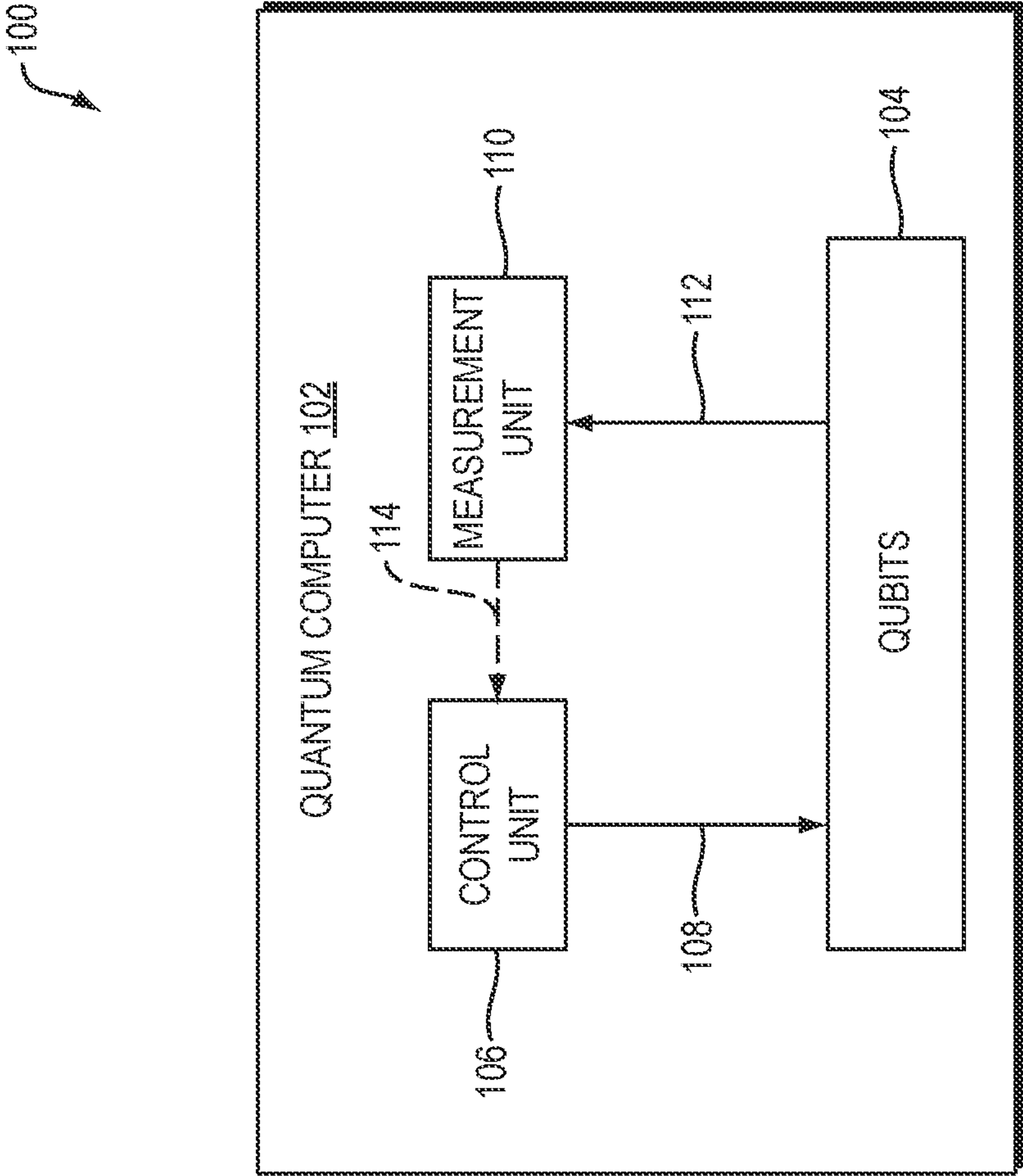


FIG. 1

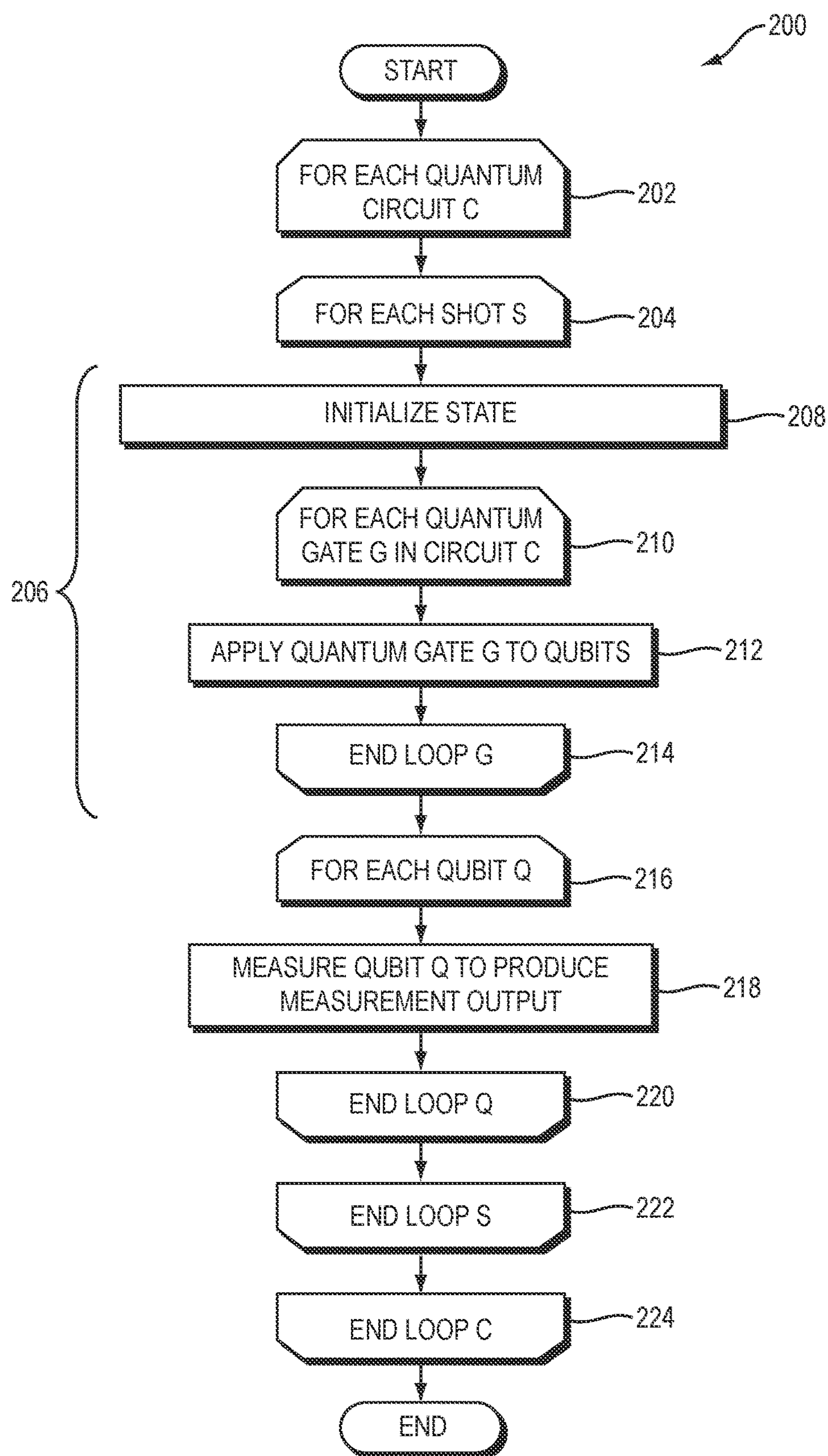


FIG. 2A



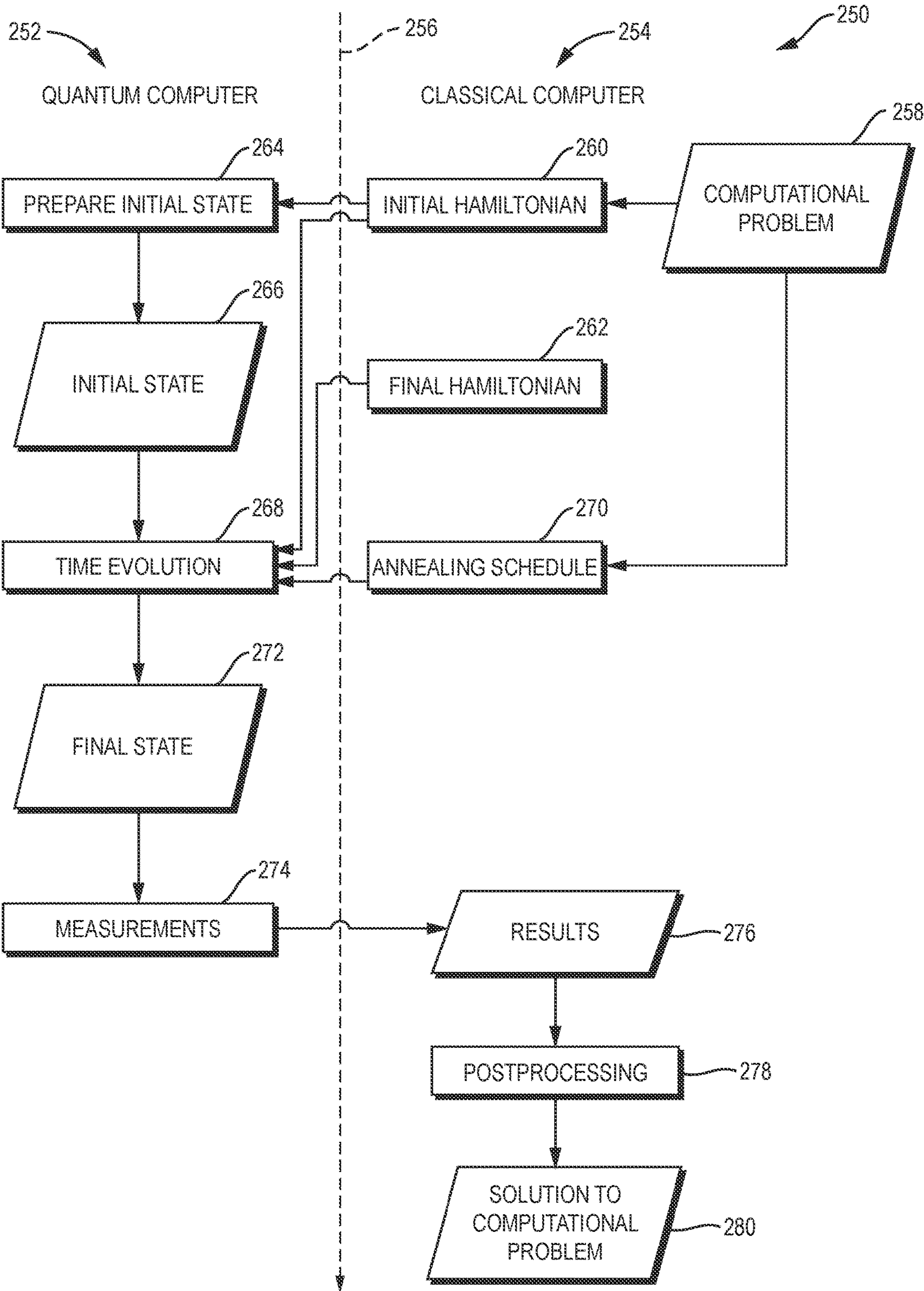


FIG. 2B

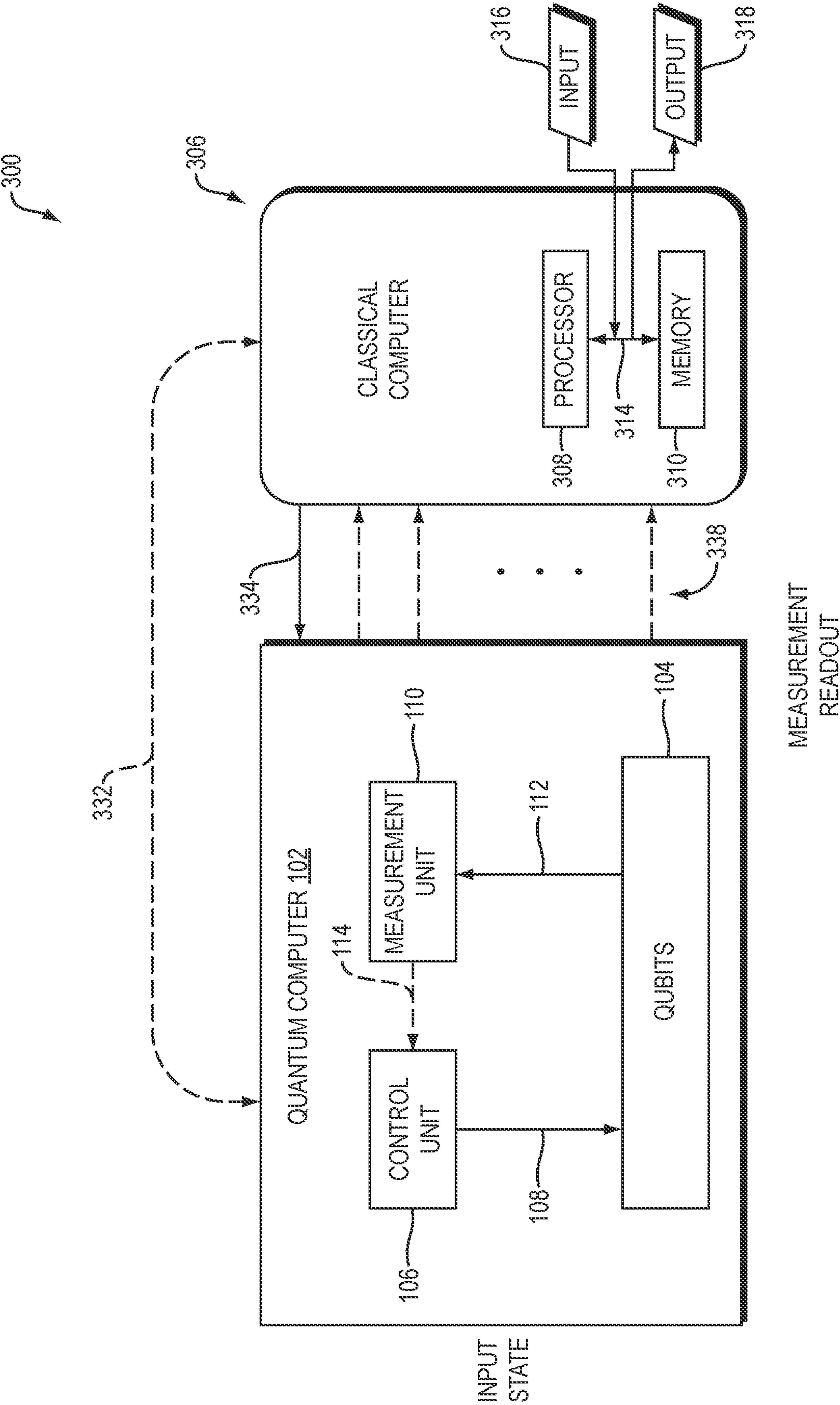


FIG. 3

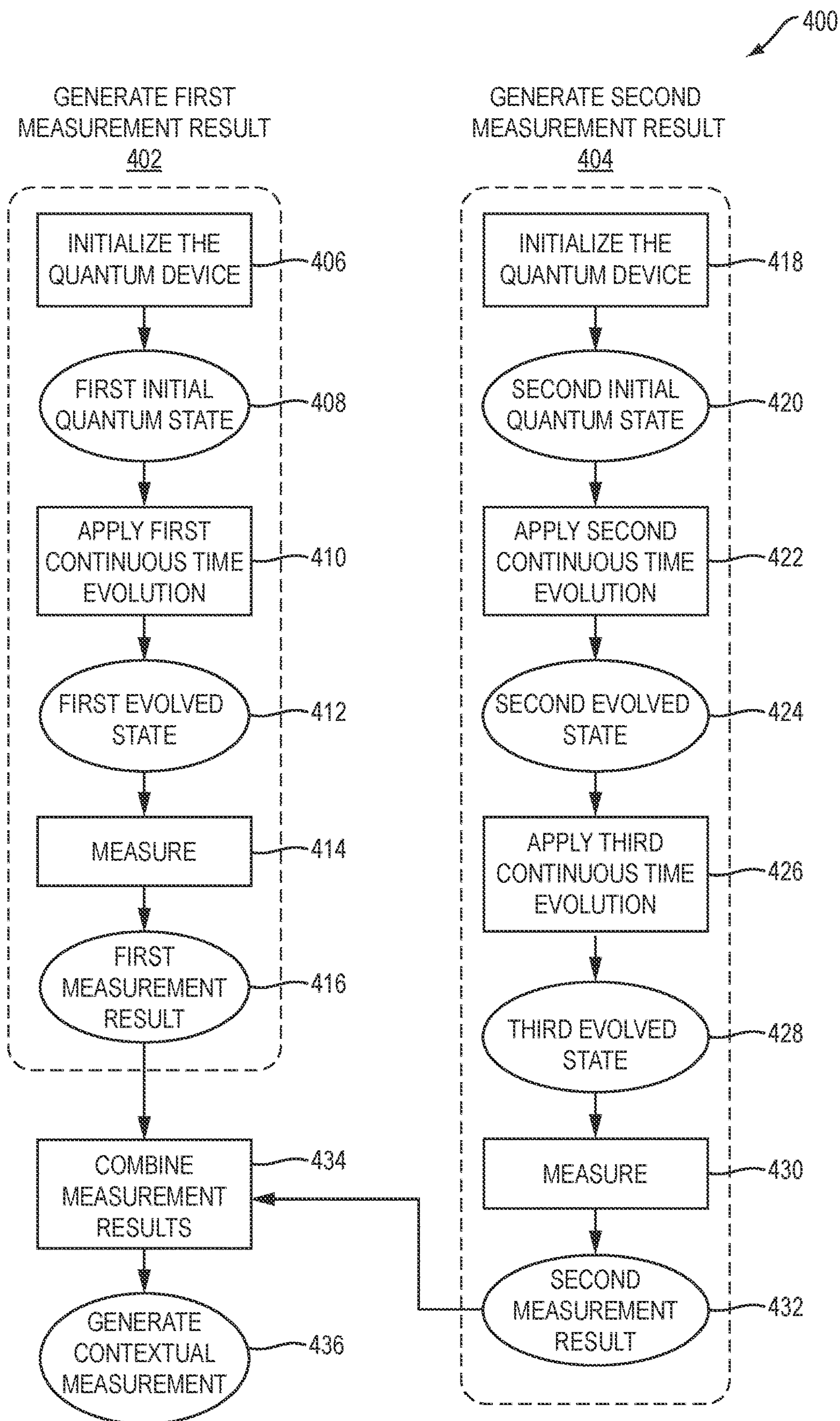


FIG. 4



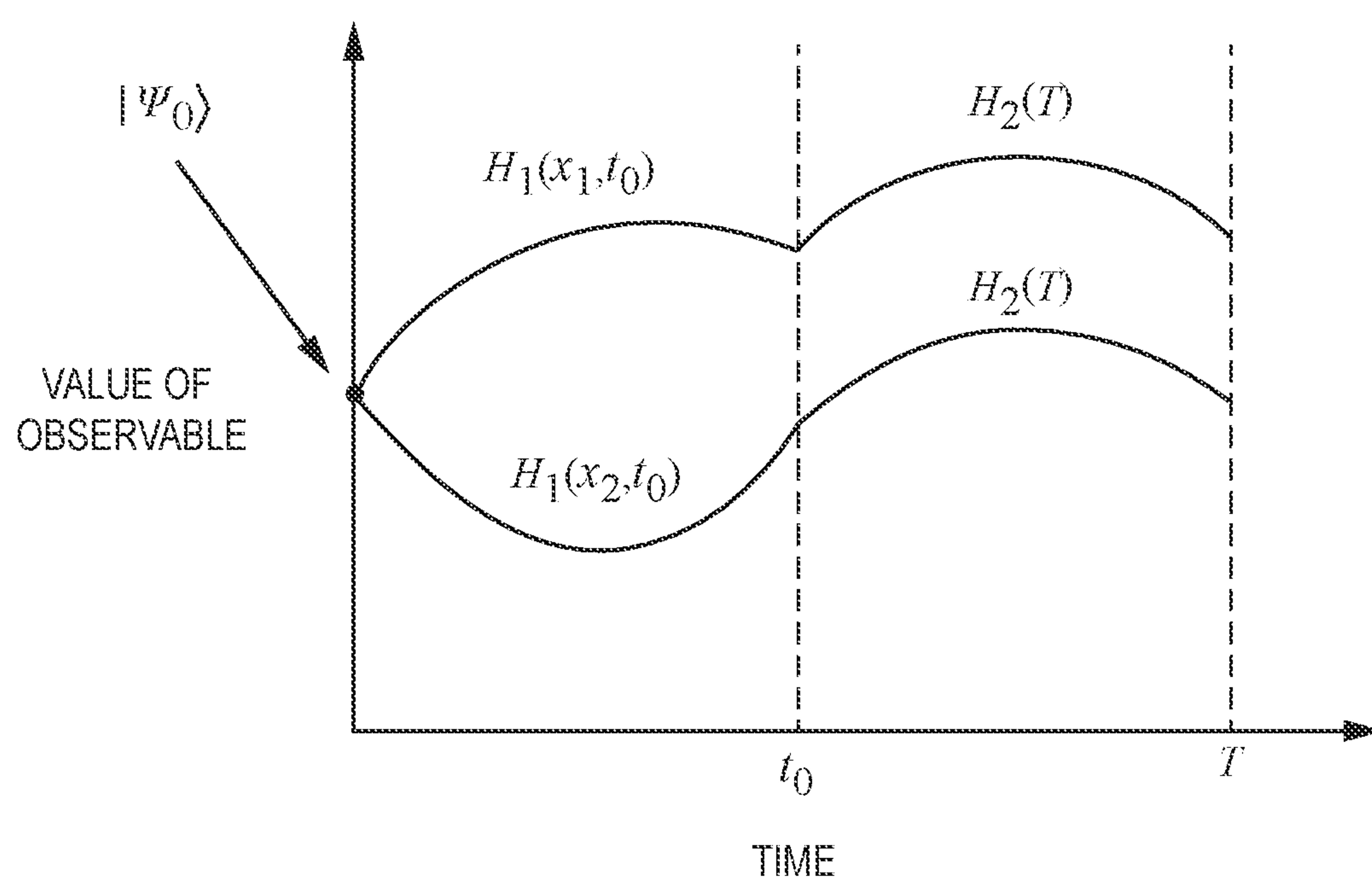


FIG. 5

## GENERATING NON-CLASSICAL MEASUREMENTS ON DEVICES WITH PARAMETERIZED TIME EVOLUTION

### BACKGROUND

[0001] The ability for quantum computers to generate non-classical states is, by definition, necessary to create quantum advantage. Because of engineering constraints limiting the hardware of many of today's quantum computers, generating non-classical states on devices can be difficult. In many cases, it can be difficult to verify if the quantum device is even producing an output which is truly quantum.

[0002] Quantum contextuality is an information-theoretic resource which is necessary for the performance of quantum computers to outperform classical computers. The presence of quantum contextuality in a dataset, therefore, is an indicator of the generation of non-classical states. Since the advantage of quantum generative machine learning models depends on the ability to generate non-classical states, states which exhibit quantum contextuality are sufficient to exhibit such a property.

[0003] In particular, quantum annealers and other analog quantum computers which rely on time evolution, rather than quantum gates, have difficulty generating states which exhibit certifiable quantum contextuality. Gate model quantum computers, for instance, can often certify quantum contextuality merely by measuring an entangled state in various bases. However, devices which rely on time evolution may be limited in their ability to measure in other bases; for example, modern quantum annealers can only measure in the Z-basis, which precludes running quantum algorithms, such as VQE.

### SUMMARY

[0004] A quantum contextual measurement is generated from a quantum device capable of performing continuous time evolution, by generating a first measurement result and a second measurement result and combining the first measurement result and the second measurement result to generate the quantum contextual measurement. The first measurement result may be generated by initializing the quantum device to a first initial quantum state, applying a first continuous time evolution to the first initial state to generate a first evolved state, and measuring the first evolved state to generate the first measurement result. A similar process may be applied to generate a second evolved state which is at least approximately equal to the first evolved state, and then applying another continuous time evolution to the second evolved state to generate a third evolved state, and measuring the third evolved state to generate the second measurement result.

### BRIEF DESCRIPTION OF THE DRAWINGS

[0005] FIG. 1 is a diagram of a quantum computer according to one embodiment of the present invention;

[0006] FIG. 2A is a flowchart of a method performed by the quantum computer of FIG. 1 according to one embodiment of the present invention;

[0007] FIG. 2B is a diagram of a hybrid quantum-classical computer which performs quantum annealing according to one embodiment of the present invention;

[0008] FIG. 3 is a diagram of a hybrid quantum-classical computer according to one embodiment of the present invention;

[0009] FIG. 4 is a flowchart of a hybrid quantum-classical computer (HQC) generating a non-classical measurement according to one embodiment of the present invention; and

[0010] FIG. 5 illustrates the time evolution of an observable in two different parameter settings according to one embodiment of the present invention.

### DETAILED DESCRIPTION

[0011] Embodiments of the present invention are directed toward a method of generating measurements that exhibit quantum contextuality. Referring to FIG. 4, a flow diagram is shown of a method 400, implemented according to one embodiment of the present invention, for generating a non-classical measurement. The method 400 comprises initializing 406 a quantum device (which may, for example, be or include the quantum computer 102 of FIG. 1 or the hybrid quantum-classical computer 300 of FIG. 3) to create a first initial quantum state 408  $|\psi_0\rangle$ . The method 400 further includes applying 410 a first continuous time evolution (also referred to as evolving under a Hamiltonian  $H_1$ ) to the initial quantum state 408  $|\psi_0\rangle$  to create a first evolved state 412  $|\psi_1\rangle$ . The method 400 further includes measuring 414 the first evolved state 412  $|\psi_1\rangle$  to generate a first measurement result  $\vec{n}_1$  416.

[0012] The method 400 again initializes 418 the quantum device to create a second initial quantum state 420. The method 400 time evolves 422 the second initial quantum state 420 to create a second evolved state 424 which is at least approximately equal to the first evolved state 412  $|\psi_1\rangle$ .

[0013] The method applies 426 a third continuous time evolution (evolving under a second Hamiltonian  $H_2$ ) to the second evolved state 424 to create a third evolved state 428  $|\psi_2\rangle$ . The method 400 measures 430 the third evolved state 428  $|\psi_2\rangle$  to generate a second measurement result  $\vec{n}_2$  432. The method 400 combines 434 the two measurement results—for example, by concatenating the first measurement result 416  $\vec{n}_1$  with the second measurement result 432  $\vec{n}_2$ —to form a complete measurement  $\vec{m}$  436.

[0014] Embodiments of the present invention may use any of a plurality of parameterized time evolutions and measurements, in any of a variety of combinations. For example, consider an n-qubit quantum system with a controllable and parameterized time-dependent evolution under a Hamiltonian  $H(t, x)$  where  $x$  is a set of parameters. Define the state of the system as  $|\psi(t, x)\rangle$  for time  $t$  and parameter setting  $x$ . Embodiments of the present invention employ a measurement at a certain time  $t_i$ , and the information gained from each measurement is an n-bit string, denoted  $\vec{n}_i$ . One or more additional measurements at different times  $t_i$  which, when combined, may form a sample of  $n \cdot k = m$  bits, where  $k$  is the total number of measurements.

[0015] Embodiments of the present invention include systems and methods for using a plurality of measurements to perform variational optimization. In typical gate-model variational optimization schemes, measurements of an output quantum state are used as arguments for an objective function; the value of the objective function then provides



feedback to an optimization routine which suggests new values for parameters of the model, i.e., parameters defining quantum gates generating the output quantum state. The process is repeated until the optimization route completes, wherein a maximum or minimum value of the objective function is identified. Similarly, embodiments of the present invention may use parameterized time evolution under a parameterized Hamiltonian  $H(t, x)$ , where the resulting measurement  $\vec{m}$  is used as an argument for the objective function and the parameter  $x$  is updated based on the optimization routine (see FIG. 5).

**[0016]** Embodiments of the present invention include utilizing the generated non-classical measurements as inputs for a quantum generator in machine learning models. For example, let  $H(t, x)$  be such that  $H_1(t, x)$  for time  $0 \leq t \leq t_0$  for some  $t_0$  and  $H_2(t)$  for time  $t_0 \leq t \leq T$ . Let  $|\psi_1\rangle = |\psi(t_0, x)\rangle$  be the state at time  $t_0$  and  $|\psi_2\rangle = |\psi(T, x)\rangle$  be the state at time  $T$ . Since  $H_2$  is independent of  $x$ ,  $|\psi_1\rangle$  and  $|\psi_2\rangle$  differ by a unitary operation  $U$  that is independent of  $x$ . Suppose each of  $|\psi_1\rangle$  and  $|\psi_2\rangle$  are measured in the  $Z$  basis, generating a total of  $m=2n$  bits. In the case where  $UZ^{\otimes n}U^\dagger$  is not co-measurable with  $Z^{\otimes n}$ , the  $m$ -bit sample comes from a probability distribution that embodies quantum contextuality that does not have classical analogues. This capability can be useful for quantum-enhanced generative modeling where the samples derived from the quantum device act as latent space inputs that are mapping to a data space by a machine learning model such as neural networks. The variable  $x$  can be used as an adjustable parameter by the neural network to train the model; meanwhile, samples retain their property of quantum contextuality. It is believed that non-classical states are required for quantum generative models to provide a quantum advantage over classical generative models. Since quantum contextuality is a sufficient condition for the generation of non-classical states, embodiments of the present invention may outperform quantum generative learning models whose inputs do not possess (or cannot be certified to possess) quantum contextuality.

**[0017]** Advantages of embodiments of the present invention apply, for example, to quantum devices which utilize parameterized time evolution instead of quantum gates. This is particularly useful when the number of measurement bases is limited in the quantum device. Consider, for example, a quantum annealer which can measure only in the  $Z$ -basis and implements the Hamiltonian  $H_1(t, x)$ . However, as earlier described, embodiments of the present invention can generate measurements described via a unitary rotation which, for particular choices of  $U$ , is equivalent to measuring the state in the implemented Hamiltonian  $H_1(t, x)$  in another basis (e.g. the  $X$  basis). Thus, embodiments of the present invention enable new measurements to be taken on quantum annealers without requiring modifications to the hardware. Embodiments of the present invention may also be utilized in devices other than quantum annealers. For example, quantum devices whose qubits manifest in neutral atoms (sometimes referred to as analog quantum computers or analog quantum simulators) also utilize parameterized time evolution.

**[0018]** Embodiments of the present invention include performing measurements in a plurality of bases. For example, embodiments of the present invention may repeat the preparation of state  $|\psi_1\rangle$  and apply a continuous time evolution

$H_j(t)$  corresponding to appropriate basis-changing unitary  $U_j$ . All such resulting measurements  $\vec{n}_j$  may then be combined to form  $\vec{m}$ .

**[0019]** Embodiments of the present invention include certifying the generated measurements as exhibiting quantum contextuality. The combination of a set of measurements, for example, may be certified by demonstrating the violation of a Bell inequality, e.g., by the method of [Frerrot and Roscilde, <https://arxiv.org/pdf/2004.07796.pdf> (2021)] which is incorporated by reference herein.

**[0020]** One embodiment of the present invention is directed to a method for generating a quantum contextual measurement from a quantum device capable of performing continuous time evolution. The method includes: (A) generating a first measurement result, the generating comprising: (A) (1) initializing the quantum device to a first initial quantum state; (A) (2) applying, on the quantum device, a first continuous time evolution to the initial quantum state to generate a first evolved state; and (A) (3) measuring the first evolved state on the quantum device to generate the first measurement result; (B) generating a second measurement result, the generating comprising: (B) (1) initializing the quantum device to a second initial quantum state; (B) (2) applying, on the quantum device, a second continuous time evolution to the second initial quantum state to generate a second evolved state which is at least approximately equal to the first evolved state; (B) (3) applying, on the quantum device, a third continuous time evolution to the second evolved state to generate a third evolved state; and (B) (4) measuring the third evolved state on the quantum device to generate the second measurement result; and (C) combining the first measurement result and the second measurement result to generate the quantum contextual measurement. The second evolved state may be equal to the first evolved state.

**[0021]** At least one of the first continuous time evolution and the second continuous time evolution may be parameterized by a set of parameters. The method may further include: (D) providing an input into a generative neural network, wherein the input is a function of the quantum contextual measurement. The method may further include: (D) tuning the set of parameters, based on an objective function, to produce an updated set of parameters.

**[0022]** The second continuous time evolution may be chosen such that measuring the third evolved state is equivalent to a change of basis on measuring the first evolved state.

**[0023]** The second continuous time evolution may be equivalent to a change of basis on measuring the first evolved state.

**[0024]** The quantum device may comprise a quantum annealer.

**[0025]** The second initial quantum state may be at least approximately equal to the first initial quantum state. For example, the second initial quantum state may be equal to the first initial quantum state.

**[0026]** The second continuous time evolution may be at least approximately equal to the first continuous time evolution. For example, the second continuous time evolution may be equal to the first continuous time evolution.

**[0027]** The method may further include: (D) generating a plurality of additional measurement results, wherein the generation of each additional measurement results comprises: (D) (1) initializing the quantum device to an additional initial quantum state; (D) (2) applying, on the quan-



tum device, a first additional continuous time evolution to the additional initial quantum state to generate a first additional evolved state which is at least approximately equal to the first evolved state; (D) (3) applying, on the quantum device, a second additional continuous time evolution to the first additional evolved state to generate a second additional evolved state; and (D) (4) measuring the second additional evolved state on the quantum device to generate the additional measurement result; and (E) combining the plurality of additional measurement results to the quantum contextual measurement to generate an expanded quantum contextual measurement.

**[0028]** Another embodiment of the present invention is directed to a hybrid quantum-classical computing system for generating a quantum contextual measurement from a quantum device capable of performing continuous time evolution. The hybrid quantum-classical computing system includes: the quantum device, comprising a plurality of qubits and a qubit controller that manipulates the plurality of qubits; and a classical computer including at least one processor and at least one non-transitory computer-readable medium, the at least one non-transitory computer-readable medium having computer program instructions stored thereon, the computer program instructions being executable by the at least one processor to cause the classical computer to cooperate with the quantum device to perform a method. The method includes: (A) generating a first measurement result, the generating comprising: (A) (1) initializing the quantum device to a first initial quantum state; (A) (2) applying, on the quantum device, a first continuous time evolution to the initial quantum state to generate a first evolved state; and (A) (3) measuring the first evolved state on the quantum device to generate the first measurement result; (B) generating a second measurement result, the generating comprising: (B) (1) initializing the quantum device to a second initial quantum state; (B) (2) applying, on the quantum device, a second continuous time evolution to the second initial quantum state to generate a second evolved state which is at least approximately equal to the first evolved state; (B) (3) applying, on the quantum device, a third continuous time evolution to the second evolved state to generate a third evolved state; and (B) (4) measuring the third evolved state on the quantum device to generate the second measurement result; and (C) combining the first measurement result and the second measurement result to generate the quantum contextual measurement. The second evolved state may be equal to the first evolved state.

**[0029]** It is to be understood that although the invention has been described above in terms of particular embodiments, the foregoing embodiments are provided as illustrative only, and do not limit or define the scope of the invention. Various other embodiments, including but not limited to the following, are also within the scope of the claims. For example, elements and components described herein may be further divided into additional components or joined together to form fewer components for performing the same functions.

**[0030]** Various physical embodiments of a quantum computer are suitable for use according to the present disclosure. In general, the fundamental data storage unit in quantum computing is the quantum bit, or qubit. The qubit is a quantum-computing analog of a classical digital computer system bit. A classical bit is considered to occupy, at any given point in time, one of two possible states corresponding

to the binary digits (bits) 0 or 1. By contrast, a qubit is implemented in hardware by a physical medium with quantum-mechanical characteristics. Such a medium, which physically instantiates a qubit, may be referred to herein as a “physical instantiation of a qubit,” a “physical embodiment of a qubit,” a “medium embodying a qubit,” or similar terms, or simply as a “qubit,” for ease of explanation. It should be understood, therefore, that references herein to “qubits” within descriptions of embodiments of the present invention refer to physical media which embody qubits.

**[0031]** Each qubit has an infinite number of different potential quantum-mechanical states. When the state of a qubit is physically measured, the measurement produces one of two different basis states resolved from the state of the qubit. Thus, a single qubit can represent a one, a zero, or any quantum superposition of those two qubit states; a pair of qubits can be in any quantum superposition of 4 orthogonal basis states; and three qubits can be in any superposition of 8 orthogonal basis states. The function that defines the quantum-mechanical states of a qubit is known as its wavefunction. The wavefunction also specifies the probability distribution of outcomes for a given measurement. A qubit, which has a quantum state of dimension two (i.e., has two orthogonal basis states), may be generalized to a d-dimensional “qudit,” where d may be any integral value, such as 2, 3, 4, or higher. In the general case of a qudit, measurement of the qudit produces one of d different basis states resolved from the state of the qudit. Any reference herein to a qubit should be understood to refer more generally to an d-dimensional qudit with any value of d.

**[0032]** Although certain descriptions of qubits herein may describe such qubits in terms of their mathematical properties, each such qubit may be implemented in a physical medium in any of a variety of different ways. Examples of such physical media include superconducting material, trapped ions, photons, optical cavities, individual electrons trapped within quantum dots, point defects in solids (e.g., phosphorus donors in silicon or nitrogen-vacancy centers in diamond), molecules (e.g., alanine, vanadium complexes), or aggregations of any of the foregoing that exhibit qubit behavior, that is, comprising quantum states and transitions therebetween that can be controllably induced or detected.

**[0033]** For any given medium that implements a qubit, any of a variety of properties of that medium may be chosen to implement the qubit. For example, if electrons are chosen to implement qubits, then the x component of its spin degree of freedom may be chosen as the property of such electrons to represent the states of such qubits. Alternatively, the y component, or the z component of the spin degree of freedom may be chosen as the property of such electrons to represent the state of such qubits. This is merely a specific example of the general feature that for any physical medium that is chosen to implement qubits, there may be multiple physical degrees of freedom (e.g., the x, y, and z components in the electron spin example) that may be chosen to represent 0 and 1. For any particular degree of freedom, the physical medium may controllably be put in a state of superposition, and measurements may then be taken in the chosen degree of freedom to obtain readouts of qubit values.

**[0034]** Certain implementations of quantum computers, referred as gate model quantum computers, comprise quantum gates. In contrast to classical gates, there is an infinite number of possible single-qubit quantum gates that change the state vector of a qubit. Changing the state of a qubit state



vector typically is referred to as a single-qubit rotation, and may also be referred to herein as a state change or a single-qubit quantum-gate operation. A rotation, state change, or single-qubit quantum-gate operation may be represented mathematically by a unitary  $2 \times 2$  matrix with complex elements. A rotation corresponds to a rotation of a qubit state within its Hilbert space, which may be conceptualized as a rotation of the Bloch sphere. (As is well-known to those having ordinary skill in the art, the Bloch sphere is a geometrical representation of the space of pure states of a qubit.) Multi-qubit gates alter the quantum state of a set of qubits. For example, two-qubit gates rotate the state of two qubits as a rotation in the four-dimensional Hilbert space of the two qubits. (As is well-known to those having ordinary skill in the art, a Hilbert space is an abstract vector space possessing the structure of an inner product that allows length and angle to be measured. Furthermore, Hilbert spaces are complete: there are enough limits in the space to allow the techniques of calculus to be used.)

**[0035]** A quantum circuit may be specified as a sequence of quantum gates. As described in more detail below, the term “quantum gate,” as used herein, refers to the application of a gate control signal (defined below) to one or more qubits to cause those qubits to undergo certain physical transformations and thereby to implement a logical gate operation. To conceptualize a quantum circuit, the matrices corresponding to the component quantum gates may be multiplied together in the order specified by the gate sequence to produce a  $2^n \times 2^n$  complex matrix representing the same overall state change on  $n$  qubits. A quantum circuit may thus be expressed as a single resultant operator. However, designing a quantum circuit in terms of constituent gates allows the design to conform to a standard set of gates, and thus enable greater ease of deployment. A quantum circuit thus corresponds to a design for actions taken upon the physical components of a quantum computer.

**[0036]** A given variational quantum circuit may be parameterized in a suitable device-specific manner. More generally, the quantum gates making up a quantum circuit may have an associated plurality of tuning parameters. For example, in embodiments based on optical switching, tuning parameters may correspond to the angles of individual optical elements.

**[0037]** In certain embodiments of quantum circuits, the quantum circuit includes both one or more gates and one or more measurement operations. Quantum computers implemented using such quantum circuits are referred to herein as implementing “measurement feedback.” For example, a quantum computer implementing measurement feedback may execute the gates in a quantum circuit and then measure only a subset (i.e., fewer than all) of the qubits in the quantum computer, and then decide which gate(s) to execute next based on the outcome(s) of the measurement(s). In particular, the measurement(s) may indicate a degree of error in the gate operation(s), and the quantum computer may decide which gate(s) to execute next based on the degree of error. The quantum computer may then execute the gate(s) indicated by the decision. This process of executing gates, measuring a subset of the qubits, and then deciding which gate(s) to execute next may be repeated any number of times. Measurement feedback may be useful for performing quantum error correction, but is not limited to use in performing quantum error correction. For every quantum

circuit, there is an error-corrected implementation of the circuit with or without measurement feedback.

**[0038]** Some embodiments described herein generate, measure, or utilize quantum states that approximate a target quantum state (e.g., a ground state of a Hamiltonian). As will be appreciated by those trained in the art, there are many ways to quantify how well a first quantum state “approximates” a second quantum state. In the following description, any concept or definition of approximation known in the art may be used without departing from the scope hereof. For example, when the first and second quantum states are represented as first and second vectors, respectively, the first quantum state approximates the second quantum state when an inner product between the first and second vectors (called the “fidelity” between the two quantum states) is greater than a predefined amount (typically labeled  $\epsilon$ ). In this example, the fidelity quantifies how “close” or “similar” the first and second quantum states are to each other. The fidelity represents a probability that a measurement of the first quantum state will give the same result as if the measurement were performed on the second quantum state. Proximity between quantum states can also be quantified with a distance measure, such as a Euclidean norm, a Hamming distance, or another type of norm known in the art. Proximity between quantum states can also be defined in computational terms. For example, the first quantum state approximates the second quantum state when a polynomial time-sampling of the first quantum state gives some desired information or property that it shares with the second quantum state.

**[0039]** Not all quantum computers are gate model quantum computers. Embodiments of the present invention are not limited to being implemented using gate model quantum computers. As an alternative example, embodiments of the present invention may be implemented, in whole or in part, using a quantum computer that is implemented using a quantum annealing architecture, which is an alternative to the gate model quantum computing architecture. More specifically, quantum annealing (QA) is a metaheuristic for finding the global minimum of a given objective function over a given set of candidate solutions (candidate states), by a process using quantum fluctuations.

**[0040]** FIG. 2B shows a diagram illustrating operations typically performed by a computer system 250 which implements quantum annealing. The system 250 includes both a quantum computer 252 and a classical computer 254. Operations shown on the left of the dashed vertical line 256 typically are performed by the quantum computer 252, while operations shown on the right of the dashed vertical line 256 typically are performed by the classical computer 254.

**[0041]** Quantum annealing starts with the classical computer 254 generating an initial Hamiltonian 260 and a final Hamiltonian 262 based on a computational problem 258 to be solved, and providing the initial Hamiltonian 260, the final Hamiltonian 262 and an annealing schedule 270 as input to the quantum computer 252. The quantum computer 252 prepares a well-known initial state 266 (FIG. 2B, operation 264), such as a quantum-mechanical superposition of all possible states (candidate states) with equal weights, based on the initial Hamiltonian 260. The classical computer 254 provides the initial Hamiltonian 260, a final Hamiltonian 262, and an annealing schedule 270 to the quantum computer 252. The quantum computer 252 starts in the initial state 266, and evolves its state according to the



annealing schedule **270** following the time-dependent Schrödinger equation, a natural quantum-mechanical evolution of physical systems (FIG. 2B, operation **268**). More specifically, the state of the quantum computer **252** undergoes time evolution under a time-dependent Hamiltonian, which starts from the initial Hamiltonian **260** and terminates at the final Hamiltonian **262**. If the rate of change of the system Hamiltonian is slow enough, the system stays close to the ground state of the instantaneous Hamiltonian. If the rate of change of the system Hamiltonian is accelerated, the system may leave the ground state temporarily but produce a higher likelihood of concluding in the ground state of the final problem Hamiltonian, i.e., diabatic quantum computation. At the end of the time evolution, the set of qubits on the quantum annealer is in a final state **272**, which is expected to be close to the ground state of the classical Ising model that corresponds to the solution to the original optimization problem **258**. An experimental demonstration of the success of quantum annealing for random magnets was reported immediately after the initial theoretical proposal.

[0042] The final state **272** of the quantum computer **254** is measured, thereby producing results **276** (i.e., measurements) (FIG. 2B, operation **274**). The measurement operation **274** may be performed, for example, in any of the ways disclosed herein, such as in any of the ways disclosed herein in connection with the measurement unit **110** in FIG. 1. The classical computer **254** performs postprocessing on the measurement results **276** to produce output **280** representing a solution to the original computational problem **258** (FIG. 2B, operation **278**).

[0043] As yet another alternative example, embodiments of the present invention may be implemented, in whole or in part, using a quantum computer that is implemented using a one-way quantum computing architecture, also referred to as a measurement-based quantum computing architecture, which is another alternative to the gate model quantum computing architecture. More specifically, the one-way or measurement based quantum computer (MBQC) is a method of quantum computing that first prepares an entangled resource state, usually a cluster state or graph state, then performs single qubit measurements on it. It is “one-way” because the resource state is destroyed by the measurements.

[0044] The outcome of each individual measurement is random, but they are related in such a way that the computation always succeeds. In general the choices of basis for later measurements need to depend on the results of earlier measurements, and hence the measurements cannot all be performed at the same time.

[0045] Any of the functions disclosed herein may be implemented using means for performing those functions. Such means include, but are not limited to, any of the components disclosed herein, such as the computer-related components described below.

[0046] Referring to FIG. 1, a diagram is shown of a system **100** implemented according to one embodiment of the present invention. Referring to FIG. 2A, a flowchart is shown of a method **200** performed by the system **100** of FIG. 1 according to one embodiment of the present invention. The system **100** includes a quantum computer **102**. The quantum computer **102** includes a plurality of qubits **104**, which may be implemented in any of the ways disclosed herein. There may be any number of qubits **104** in the quantum computer **104**. For example, the qubits **104** may include or consist of no more than 2 qubits, no more than 4 qubits, no more than

8 qubits, no more than 16 qubits, no more than 32 qubits, no more than 64 qubits, no more than 128 qubits, no more than 256 qubits, no more than 512 qubits, no more than 1024 qubits, no more than 2048 qubits, no more than 4096 qubits, or no more than 8192 qubits. These are merely examples, in practice there may be any number of qubits **104** in the quantum computer **102**.

[0047] There may be any number of gates in a quantum circuit. However, in some embodiments the number of gates may be at least proportional to the number of qubits **104** in the quantum computer **102**. In some embodiments the gate depth may be no greater than the number of qubits **104** in the quantum computer **102**, or no greater than some linear multiple of the number of qubits **104** in the quantum computer **102** (e.g., 2, 3, 4, 5, 6, or 7).

[0048] The qubits **104** may be interconnected in any graph pattern. For example, they be connected in a linear chain, a two-dimensional grid, an all-to-all connection, any combination thereof, or any subgraph of any of the preceding.

[0049] As will become clear from the description below, although element **102** is referred to herein as a “quantum computer,” this does not imply that all components of the quantum computer **102** leverage quantum phenomena. One or more components of the quantum computer **102** may, for example, be classical (i.e., non-quantum components) components which do not leverage quantum phenomena.

[0050] The quantum computer **102** includes a control unit **106**, which may include any of a variety of circuitry and/or other machinery for performing the functions disclosed herein. The control unit **106** may, for example, consist entirely of classical components. The control unit **106** generates and provides as output one or more control signals **108** to the qubits **104**. The control signals **108** may take any of a variety of forms, such as any kind of electromagnetic signals, such as electrical signals, magnetic signals, optical signals (e.g., laser pulses), or any combination thereof.

[0051] For example:

[0052] In embodiments in which some or all of the qubits **104** are implemented as photons (also referred to as a “quantum optical” implementation) that travel along waveguides, the control unit **106** may be a beam splitter (e.g., a heater or a mirror), the control signals **108** may be signals that control the heater or the rotation of the mirror, the measurement unit **110** may be a photodetector, and the measurement signals **112** may be photons.

[0053] In embodiments in which some or all of the qubits **104** are implemented as charge type qubits (e.g., transmon, X-mon, G-mon) or flux-type qubits (e.g., flux qubits, capacitively shunted flux qubits) (also referred to as a “circuit quantum electrodynamics” (circuit QED) implementation), the control unit **106** may be a bus resonator activated by a drive, the control signals **108** may be cavity modes, the measurement unit **110** may be a second resonator (e.g., a low-Q resonator), and the measurement signals **112** may be voltages measured from the second resonator using dispersive readout techniques.

[0054] In embodiments in which some or all of the qubits **104** are implemented as superconducting circuits, the control unit **106** may be a circuit QED-assisted control unit or a direct capacitive coupling control unit or an inductive capacitive coupling control unit, the control signals **108** may be cavity modes, the



measurement unit **110** may be a second resonator (e.g., a low-Q resonator), and the measurement signals **112** may be voltages measured from the second resonator using dispersive readout techniques.

[0055] In embodiments in which some or all of the qubits **104** are implemented as trapped ions (e.g., electronic states of, e.g., magnesium ions), the control unit **106** may be a laser, the control signals **108** may be laser pulses, the measurement unit **110** may be a laser and either a CCD or a photodetector (e.g., a photomultiplier tube), and the measurement signals **112** may be photons.

[0056] In embodiments in which some or all of the qubits **104** are implemented using nuclear magnetic resonance (NMR) (in which case the qubits may be molecules, e.g., in liquid or solid form), the control unit **106** may be a radio frequency (RF) antenna, the control signals **108** may be RF fields emitted by the RF antenna, the measurement unit **110** may be another RF antenna, and the measurement signals **112** may be RF fields measured by the second RF antenna.

[0057] In embodiments in which some or all of the qubits **104** are implemented as nitrogen-vacancy centers (NV centers), the control unit **106** may, for example, be a laser, a microwave antenna, or a coil, the control signals **108** may be visible light, a microwave signal, or a constant electromagnetic field, the measurement unit **110** may be a photodetector, and the measurement signals **112** may be photons.

[0058] In embodiments in which some or all of the qubits **104** are implemented as two-dimensional quasiparticles called “anyons” (also referred to as a “topological quantum computer” implementation), the control unit **106** may be nanowires, the control signals **108** may be local electrical fields or microwave pulses, the measurement unit **110** may be superconducting circuits, and the measurement signals **112** may be voltages.

[0059] In embodiments in which some or all of the qubits **104** are implemented as semiconducting material (e.g., nanowires), the control unit **106** may be microfabricated gates, the control signals **108** may be RF or microwave signals, the measurement unit **110** may be microfabricated gates, and the measurement signals **112** may be RF or microwave signals.

[0060] Although not shown explicitly in FIG. 1 and not required, the measurement unit **110** may provide one or more feedback signals **114** to the control unit **106** based on the measurement signals **112**. For example, quantum computers referred to as “one-way quantum computers” or “measurement-based quantum computers” utilize such feedback **114** from the measurement unit **110** to the control unit **106**. Such feedback **114** is also necessary for the operation of fault-tolerant quantum computing and error correction.

[0061] The control signals **108** may, for example, include one or more state preparation signals which, when received by the qubits **104**, cause some or all of the qubits **104** to change their states. Such state preparation signals constitute a quantum circuit also referred to as an “ansatz circuit.” The resulting state of the qubits **104** is referred to herein as an “initial state” or an “ansatz state.” The process of outputting the state preparation signal(s) to cause the qubits **104** to be in their initial state is referred to herein as “state preparation” (FIG. 2A, section 206). A special case of state preparation is “initialization,” also referred to as a “reset operation,” in

which the initial state is one in which some or all of the qubits **104** are in the “zero” state i.e. the default single-qubit state. More generally, state preparation may involve using the state preparation signals to cause some or all of the qubits **104** to be in any distribution of desired states. In some embodiments, the control unit **106** may first perform initialization on the qubits **104** and then perform preparation on the qubits **104**, by first outputting a first set of state preparation signals to initialize the qubits **104**, and by then outputting a second set of state preparation signals to put the qubits **104** partially or entirely into non-zero states.

[0062] Another example of control signals **108** that may be output by the control unit **106** and received by the qubits **104** are gate control signals. The control unit **106** may output such gate control signals, thereby applying one or more gates to the qubits **104**. Applying a gate to one or more qubits causes the set of qubits to undergo a physical state change which embodies a corresponding logical gate operation (e.g., single-qubit rotation, two-qubit entangling gate or multi-qubit operation) specified by the received gate control signal. As this implies, in response to receiving the gate control signals, the qubits **104** undergo physical transformations which cause the qubits **104** to change state in such a way that the states of the qubits **104**, when measured (see below), represent the results of performing logical gate operations specified by the gate control signals. The term “quantum gate,” as used herein, refers to the application of a gate control signal to one or more qubits to cause those qubits to undergo the physical transformations described above and thereby to implement a logical gate operation.

[0063] It should be understood that the dividing line between state preparation (and the corresponding state preparation signals) and the application of gates (and the corresponding gate control signals) may be chosen arbitrarily. For example, some or all the components and operations that are illustrated in FIGS. 1 and 2A-2B as elements of “state preparation” may instead be characterized as elements of gate application. Conversely, for example, some or all of the components and operations that are illustrated in FIGS. 1 and 2A-2B as elements of “gate application” may instead be characterized as elements of state preparation. As one particular example, the system and method of FIGS. 1 and 2A-2B may be characterized as solely performing state preparation followed by measurement, without any gate application, where the elements that are described herein as being part of gate application are instead considered to be part of state preparation. Conversely, for example, the system and method of FIGS. 1 and 2A-2B may be characterized as solely performing gate application followed by measurement, without any state preparation, and where the elements that are described herein as being part of state preparation are instead considered to be part of gate application.

[0064] The quantum computer **102** also includes a measurement unit **110**, which performs one or more measurement operations on the qubits **104** to read out measurement signals **112** (also referred to herein as “measurement results”) from the qubits **104**, where the measurement results **112** are signals representing the states of some or all of the qubits **104**. In practice, the control unit **106** and the measurement unit **110** may be entirely distinct from each other, or contain some components in common with each other, or be implemented using a single unit (i.e., a single unit may implement both the control unit **106** and the measurement unit **110**). For example, a laser unit may be used both to



generate the control signals **108** and to provide stimulus (e.g., one or more laser beams) to the qubits **104** to cause the measurement signals **112** to be generated.

[0065] In general, the quantum computer **102** may perform various operations described above any number of times. For example, the control unit **106** may generate one or more control signals **108**, thereby causing the qubits **104** to perform one or more quantum gate operations. The measurement unit **110** may then perform one or more measurement operations on the qubits **104** to read out a set of one or more measurement signals **112**. The measurement unit **110** may repeat such measurement operations on the qubits **104** before the control unit **106** generates additional control signals **108**, thereby causing the measurement unit **110** to read out additional measurement signals **112** resulting from the same gate operations that were performed before reading out the previous measurement signals **112**. The measurement unit **110** may repeat this process any number of times to generate any number of measurement signals **112** corresponding to the same gate operations. The quantum computer **102** may then aggregate such multiple measurements of the same gate operations in any of a variety of ways.

[0066] After the measurement unit **110** has performed one or more measurement operations on the qubits **104** after they have performed one set of gate operations, the control unit **106** may generate one or more additional control signals **108**, which may differ from the previous control signals **108**, thereby causing the qubits **104** to perform one or more additional quantum gate operations, which may differ from the previous set of quantum gate operations. The process described above may then be repeated, with the measurement unit **110** performing one or more measurement operations on the qubits **104** in their new states (resulting from the most recently-performed gate operations).

[0067] In general, the system **100** may implement a plurality of quantum circuits as follows. For each quantum circuit **C** in the plurality of quantum circuits (FIG. 2A, operation **202**), the system **100** performs a plurality of “shots” on the qubits **104**. The meaning of a shot will become clear from the description that follows. For each shot **S** in the plurality of shots (FIG. 2A, operation **204**), the system **100** prepares the state of the qubits **104** (FIG. 2A, section **206**). More specifically, for each quantum gate **G** in quantum circuit **C** (FIG. 2A, operation **210**), the system **100** applies quantum gate **G** to the qubits **104** (FIG. 2A, operations **212** and **214**).

[0068] Then, for each of the qubits **Q** **104** (FIG. 2A, operation **216**), the system **100** measures the qubit **Q** to produce measurement output representing a current state of qubit **Q** (FIG. 2A, operations **218** and **220**).

[0069] The operations described above are repeated for each shot **S** (FIG. 2A, operation **222**), and circuit **C** (FIG. 2A, operation **224**). As the description above implies, a single “shot” involves preparing the state of the qubits **104** and applying all of the quantum gates in a circuit to the qubits **104** and then measuring the states of the qubits **104**; and the system **100** may perform multiple shots for one or more circuits.

[0070] Referring to FIG. 3, a diagram is shown of a hybrid classical quantum computer (HQC) **300** implemented according to one embodiment of the present invention. The HQC **300** includes a quantum computer component **102** (which may, for example, be implemented in the manner

shown and described in connection with FIG. 1) and a classical computer component **306**. The classical computer component may be a machine implemented according to the general computing model established by John Von Neumann, in which programs are written in the form of ordered lists of instructions and stored within a classical (e.g., digital) memory **310** and executed by a classical (e.g., digital) processor **308** of the classical computer. The memory **310** is classical in the sense that it stores data in a storage medium in the form of bits, which have a single definite binary state at any point in time. The bits stored in the memory **310** may, for example, represent a computer program. The classical computer component **304** typically includes a bus **314**. The processor **308** may read bits from and write bits to the memory **310** over the bus **314**. For example, the processor **308** may read instructions from the computer program in the memory **310**, and may optionally receive input data **316** from a source external to the computer **302**, such as from a user input device such as a mouse, keyboard, or any other input device. The processor **308** may use instructions that have been read from the memory **310** to perform computations on data read from the memory **310** and/or the input **316**, and generate output from those instructions. The processor **308** may store that output back into the memory **310** and/or provide the output externally as output data **318** via an output device, such as a monitor, speaker, or network device.

[0071] The quantum computer component **102** may include a plurality of qubits **104**, as described above in connection with FIG. 1. A single qubit may represent a one, a zero, or any quantum superposition of those two qubit states. The classical computer component **304** may provide classical state preparation signals **Y32** to the quantum computer **102**, in response to which the quantum computer **102** may prepare the states of the qubits **104** in any of the ways disclosed herein, such as in any of the ways disclosed in connection with FIGS. 1 and 2A-2B.

[0072] Once the qubits **104** have been prepared, the classical processor **308** may provide classical control signals **Y34** to the quantum computer **102**, in response to which the quantum computer **102** may apply the gate operations specified by the control signals **Y32** to the qubits **104**, as a result of which the qubits **104** arrive at a final state. The measurement unit **110** in the quantum computer **102** (which may be implemented as described above in connection with FIGS. 1 and 2A-2B) may measure the states of the qubits **104** and produce measurement output **Y38** representing the collapse of the states of the qubits **104** into one of their eigenstates. As a result, the measurement output **Y38** includes or consists of bits and therefore represents a classical state. The quantum computer **102** provides the measurement output **Y38** to the classical processor **308**. The classical processor **308** may store data representing the measurement output **Y38** and/or data derived therefrom in the classical memory **310**.

[0073] The steps described above may be repeated any number of times, with what is described above as the final state of the qubits **104** serving as the initial state of the next iteration. In this way, the classical computer **304** and the quantum computer **102** may cooperate as co-processors to perform joint computations as a single computer system.

[0074] Although certain functions may be described herein as being performed by a classical computer and other functions may be described herein as being performed by a quantum computer, these are merely examples and do not



constitute limitations of the present invention. A subset of the functions which are disclosed herein as being performed by a quantum computer may instead be performed by a classical computer. For example, a classical computer may execute functionality for emulating a quantum computer and provide a subset of the functionality described herein, albeit with functionality limited by the exponential scaling of the simulation. Functions which are disclosed herein as being performed by a classical computer may instead be performed by a quantum computer.

**[0075]** The techniques described above may be implemented, for example, in hardware, in one or more computer programs tangibly stored on one or more computer-readable media, firmware, or any combination thereof, such as solely on a quantum computer, solely on a classical computer, or on a hybrid classical quantum (HQC) computer. The techniques disclosed herein may, for example, be implemented solely on a classical computer, in which the classical computer emulates the quantum computer functions disclosed herein.

**[0076]** The techniques described above may be implemented in one or more computer programs executing on (or executable by) a programmable computer (such as a classical computer, a quantum computer, or an HQC) including any combination of any number of the following: a processor, a storage medium readable and/or writable by the processor (including, for example, volatile and non-volatile memory and/or storage elements), an input device, and an output device. Program code may be applied to input entered using the input device to perform the functions described and to generate output using the output device.

**[0077]** Embodiments of the present invention include features which are only possible and/or feasible to implement with the use of one or more computers, computer processors, and/or other elements of a computer system. Such features are either impossible or impractical to implement mentally and/or manually. For example, embodiments of the present invention manipulate qubits on a quantum computer, which cannot be performed mentally or manually by a human. More specifically, embodiments of the present invention apply a continuous time evolution (also referred to as evolving under a Hamiltonian  $H_1$ ) to an initial quantum state to create an evolved quantum state, which cannot be performed mentally or manually by a human.

**[0078]** Any claims herein which affirmatively require a computer, a processor, a memory, or similar computer-related elements, are intended to require such elements, and should not be interpreted as if such elements are not present in or required by such claims. Such claims are not intended, and should not be interpreted, to cover methods and/or systems which lack the recited computer-related elements. For example, any method claim herein which recites that the claimed method is performed by a computer, a processor, a memory, and/or similar computer-related element, is intended to, and should only be interpreted to, encompass methods which are performed by the recited computer-related element(s). Such a method claim should not be interpreted, for example, to encompass a method that is performed mentally or by hand (e.g., using pencil and paper). Similarly, any product claim herein which recites that the claimed product includes a computer, a processor, a memory, and/or similar computer-related element, is intended to, and should only be interpreted to, encompass products which include the recited computer-related element(s). Such a product claim should not be interpreted, for

example, to encompass a product that does not include the recited computer-related element(s).

**[0079]** In embodiments in which a classical computing component executes a computer program providing any subset of the functionality within the scope of the claims below, the computer program may be implemented in any programming language, such as assembly language, machine language, a high-level procedural programming language, or an object-oriented programming language. The programming language may, for example, be a compiled or interpreted programming language.

**[0080]** Each such computer program may be implemented in a computer program product tangibly embodied in a machine-readable storage device for execution by a computer processor, which may be either a classical processor or a quantum processor. Method steps of the invention may be performed by one or more computer processors executing a program tangibly embodied on a computer-readable medium to perform functions of the invention by operating on input and generating output. Suitable processors include, by way of example, both general and special purpose microprocessors. Generally, the processor receives (reads) instructions and data from a memory (such as a read-only memory and/or a random access memory) and writes (stores) instructions and data to the memory. Storage devices suitable for tangibly embodying computer program instructions and data include, for example, all forms of non-volatile memory, such as semiconductor memory devices, including EPROM, EEPROM, and flash memory devices; magnetic disks such as internal hard disks and removable disks; magneto-optical disks; and CD-ROMs. Any of the foregoing may be supplemented by, or incorporated in, specially-designed ASICs (application-specific integrated circuits) or FPGAs (Field-Programmable Gate Arrays). A classical computer can generally also receive (read) programs and data from, and write (store) programs and data to, a non-transitory computer-readable storage medium such as an internal disk (not shown) or a removable disk. These elements will also be found in a conventional desktop or workstation computer as well as other computers suitable for executing computer programs implementing the methods described herein, which may be used in conjunction with any digital print engine or marking engine, display monitor, or other raster output device capable of producing color or gray scale pixels on paper, film, display screen, or other output medium.

**[0081]** Any data disclosed herein may be implemented, for example, in one or more data structures tangibly stored on a non-transitory computer-readable medium (such as a classical computer-readable medium, a quantum computer-readable medium, or an HQC computer-readable medium). Embodiments of the invention may store such data in such data structure(s) and read such data from such data structure(s).

What is claimed is:

1. A method for generating a quantum contextual measurement from a quantum device capable of performing continuous time evolution, the method comprising:

- (A) generating a first measurement result, the generating comprising:
  - (A) (1) initializing the quantum device to a first initial quantum state;
  - (A) (2) applying, on the quantum device, a first continuous time evolution to the initial quantum state to generate a first evolved state; and



- (A) (3) measuring the first evolved state on the quantum device to generate the first measurement result;
  - (B) generating a second measurement result, the generating comprising:
    - (B) (1) initializing the quantum device to a second initial quantum state;
    - (B) (2) applying, on the quantum device, a second continuous time evolution to the second initial quantum state to generate a second evolved state which is at least approximately equal to the first evolved state;
    - (B) (3) applying, on the quantum device, a third continuous time evolution to the second evolved state to generate a third evolved state; and
    - (B) (4) measuring the third evolved state on the quantum device to generate the second measurement result; and
  - (C) combining the first measurement result and the second measurement result to generate the quantum contextual measurement.
2. The method of claim 1, wherein at least one of the first continuous time evolution and the second continuous time evolution is parameterized by a set of parameters.
3. The method of claim 2, further comprising:
- (D) providing an input into a generative neural network, wherein the input is a function of the quantum contextual measurement.
4. The method of claim 2, further comprising:
- (D) tuning the set of parameters, based on an objective function, to produce an updated set of parameters.
5. The method of claim 4, wherein the second continuous time evolution is chosen such that measuring the third evolved state is equivalent to a change of basis on measuring the first evolved state.
6. The method of claim 4, wherein measuring the third evolved state is equivalent to a change of basis on measuring the first evolved state.
7. The method of claim 1, wherein the second continuous time evolution is chosen such that measuring the third evolved state is equivalent to a change of basis on measuring the first evolved state.
8. The method of claim 1, wherein measuring the third evolved state is equivalent to a change of basis on measuring the first evolved state.
9. The method of claim 1, wherein the quantum device comprises a quantum annealer.
10. The method of claim 1, wherein the second initial quantum state is at least approximately equal to the first initial quantum state.
11. The method of claim 10, wherein the second continuous time evolution is at least approximately equal to the first continuous time evolution.
12. The method of claim 1, further comprising:
- (D) generating a plurality of additional measurement results wherein the generation of each additional measurement results comprises:
    - (D) (1) initializing the quantum device to an additional initial quantum state;
    - (D) (2) applying, on the quantum device, a first additional continuous time evolution to the additional initial quantum state to generate a first additional evolved state which is at least approximately equal to the first evolved state;

- (D) (3) applying, on the quantum device, a second additional continuous time evolution to the first additional evolved state to generate a second additional evolved state; and
  - (D) (4) measuring the second additional evolved state on the quantum device to generate the additional measurement result; and
  - (E) combining the plurality of additional measurement results to the quantum contextual measurement to generate an expanded quantum contextual measurement.
13. A hybrid quantum-classical computing system for generating a quantum contextual measurement from a quantum device capable of performing continuous time evolution, the hybrid quantum-classical computing system including:
- the quantum device, comprising a plurality of qubits and a qubit controller that manipulates the plurality of qubits; and
  - a classical computer including at least one processor and at least one non-transitory computer-readable medium, the at least one non-transitory computer-readable medium having computer program instructions stored thereon, the computer program instructions being executable by the at least one processor to cause the classical computer to cooperate with the quantum device to perform a method, the method comprising:
    - (A) generating a first measurement result, the generating comprising:
      - (A) (1) initializing the quantum device to a first initial quantum state;
      - (A) (2) applying, on the quantum device, a first continuous time evolution to the initial quantum state to generate a first evolved state; and
      - (A) (3) measuring the first evolved state on the quantum device to generate the first measurement result;
    - (B) generating a second measurement result, the generating comprising:
      - (B) (1) initializing the quantum device to a second initial quantum state;
      - (B) (2) applying, on the quantum device, a second continuous time evolution to the second initial quantum state to generate a second evolved state which is at least approximately equal to the first evolved state;
      - (B) (3) applying, on the quantum device, a third continuous time evolution to the second evolved state to generate a third evolved state; and
      - (B) (4) measuring the third evolved state on the quantum device to generate the second measurement result; and
    - (C) combining the first measurement result and the second measurement result to generate the quantum contextual measurement.
14. The hybrid quantum-classical computing system of claim 13, wherein at least one of the first continuous time evolution and the second continuous time evolution is parameterized by a set of parameters.
15. The hybrid quantum-classical computing system of claim 14, wherein the method further comprises:
- (D) providing an input into a generative neural network, wherein the input is a function of the quantum contextual measurement.
16. The hybrid quantum-classical computing system of claim 14, wherein the method further comprises:

(D) tuning the set of parameters, based on an objective function, to produce an updated set of parameters.

**17.** The hybrid quantum-classical computing system of claim **16**, wherein the second continuous time evolution is chosen such that measuring the third evolved state is equivalent to a change of basis on measuring the first evolved state.

**18.** The hybrid quantum-classical computing system of claim **16**, wherein measuring the third evolved state is equivalent to a change of basis on measuring the first evolved state.

**19.** The hybrid quantum-classical computing system of claim **13**, wherein the second continuous time evolution is chosen such that measuring the third evolved state is equivalent to a change of basis on measuring the first evolved state.

**20.** The hybrid quantum-classical computing system of claim **13**, wherein measuring the third evolved state is equivalent to a change of basis on measuring the first evolved state.

**21.** The hybrid quantum-classical computing system of claim **13**, wherein the quantum device comprises a quantum annealer.

**22.** The hybrid quantum-classical computing system of claim **13**, wherein the second initial quantum state is at least approximately equal to the first initial quantum state.

**23.** The hybrid quantum-classical computing system of claim **22**, wherein the second continuous time evolution is at least approximately equal to the first continuous time evolution.

**24.** The hybrid quantum-classical computing system of claim **13**, wherein the method further comprises:

(D) generating a plurality of additional measurement results wherein the generation of each additional measurement results comprises:

(D) (1) initializing the quantum device to an additional initial quantum state;

(D) (2) applying, on the quantum device, a first additional continuous time evolution to the additional initial quantum state to generate a first additional evolved state which is at least approximately equal to the first evolved state;

(D) (3) applying, on the quantum device, a second additional continuous time evolution to the first additional evolved state to generate a second additional evolved state; and

(D) (4) measuring the second additional evolved state on the quantum device to generate the additional measurement result; and

(E) combining the plurality of additional measurement results to the quantum contextual measurement to generate an expanded quantum contextual measurement.

\* \* \* \* \*