



US0D1000942S

(12) **United States Design Patent** (10) **Patent No.:** **US D1,000,942 S**
Teffenhart, Jr. (45) **Date of Patent:** **** Oct. 10, 2023**

(54) **SPLICE COUPLER**
(71) Applicant: **Thomas Joseph Teffenhart, Jr.**,
Sarasota, FL (US)
(72) Inventor: **Thomas Joseph Teffenhart, Jr.**,
Sarasota, FL (US)

3,382,639 A 5/1968 Smith et al.
3,413,775 A 12/1968 Katz et al.
3,566,561 A 3/1971 Tozer et al.
3,686,805 A 8/1972 Pofferi et al.
3,711,133 A 1/1973 Werner et al.
3,726,551 A 4/1973 Levenberg
3,830,033 A 8/1974 Gahler
3,831,336 A 8/1974 Diemer
3,866,364 A 2/1975 Pollard

(**) Term: **15 Years**
(21) Appl. No.: **29/757,822**
(22) Filed: **Nov. 10, 2020**

(Continued)

Primary Examiner — T Chase Nelson
Assistant Examiner — Sydney Margaret Parsley
(74) *Attorney, Agent, or Firm* — Jacox, Meckstroth & Jenkins

Related U.S. Application Data

(62) Division of application No. 29/654,155, filed on Jun. 21, 2018, now Pat. No. Des. 919,420.

(51) **LOC (14) Cl.** **08-08**

(52) **U.S. Cl.**
USPC **D8/382; D25/121; D25/133**

(58) **Field of Classification Search**
USPC D22/108, 199; D25/133; D26/76, 78,
D26/113, 118–122, 138–152, 154–155;
D8/354, 382, 394, 395, 396, 499
CPC F21S 8/00; F21S 8/031; F21S 8/033; F21S
8/038; F21K 9/20; F21K 9/237; F21V
15/013; F21V 17/04; F21V 21/00; F21V
21/02; A23P 10/10; A23G 3/56; A23G
3/343; A21D 13/24; A21D 13/47
See application file for complete search history.

(56) **References Cited**

U.S. PATENT DOCUMENTS

1,788,096 A 12/1899 Friedemann
1,997,876 A 4/1935 Sheldon et al.
D172,449 S * 6/1954 Tedaldi et al. D6/702
3,139,960 A 7/1964 Hammitt et al.
3,143,165 A 8/1964 Lewis et al.
3,222,841 A 12/1965 Robert et al.
3,224,154 A 12/1965 Toti et al.
3,332,197 A 7/1967 Hinkle et al.

(57) **CLAIM**

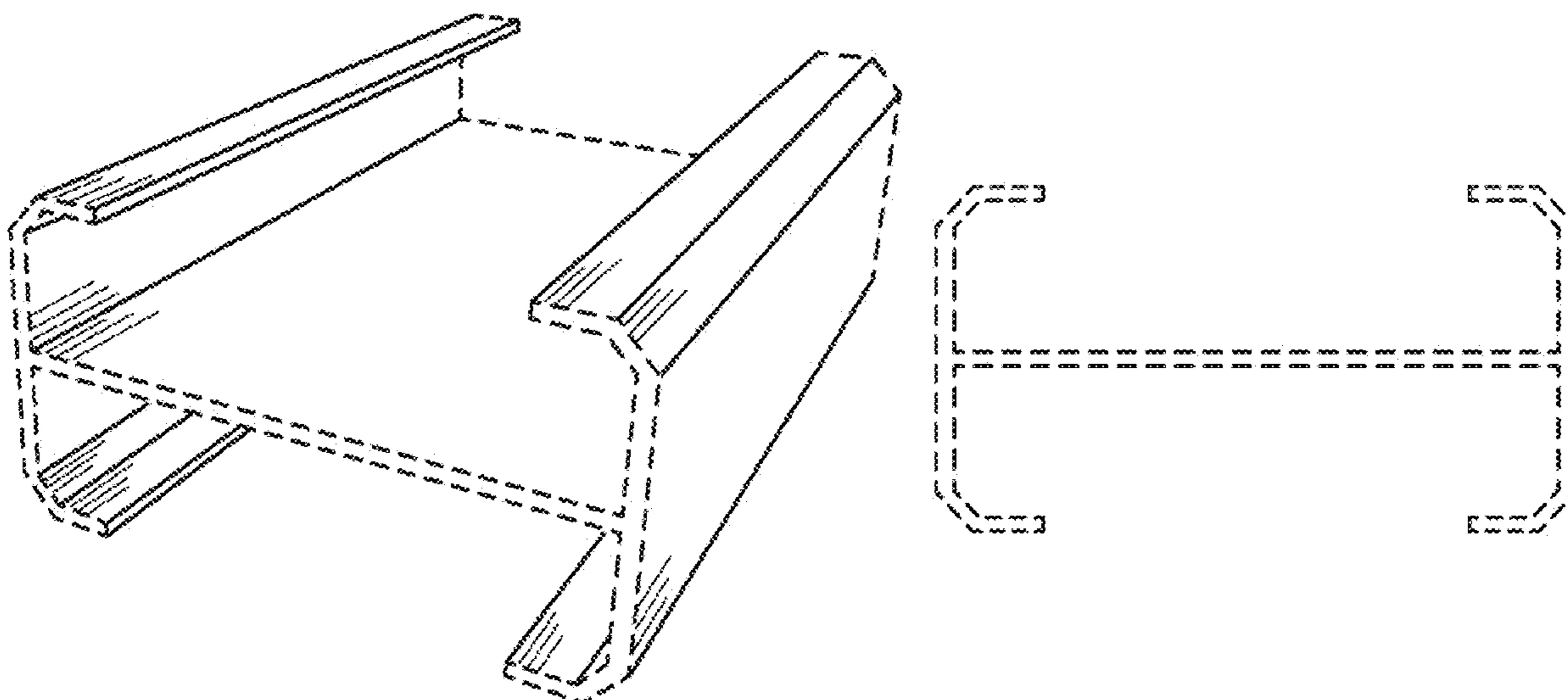
The ornamental design for a splice coupler, as shown and described.

DESCRIPTION

FIG. 1 is a front top perspective view of a splice coupler in accordance with an embodiment of the invention;
FIG. 2 is rear bottom perspective view of the splice coupler of FIG. 1;
FIG. 3 is a top plan view of the splice coupler of FIG. 1;
FIG. 4 is a bottom plan view of the splice coupler of FIG. 1;
FIG. 5 is a front elevation view of the splice coupler of FIG. 1;
FIG. 6 is a rear elevation view of the splice coupler of FIG. 1;
FIG. 7 is a right side elevation view of the splice coupler of FIG. 1; and,
FIG. 8 is a left side elevation view of the splice coupler of FIG. 1.

The broken dash lines shown in the figures are for the purpose of defining the bounds of the claimed design. The broken dash lines themselves form no part of the claimed design.

1 Claim, 2 Drawing Sheets



(56)

References Cited

U.S. PATENT DOCUMENTS

4,002,000 A	1/1977	Howard et al.	7,883,288 B2	2/2011	Jorna
4,027,987 A	6/1977	Berkowitz	D636,095 S	4/2011	Teffenhart, Jr.
4,057,941 A	11/1977	Schwartz	D666,743 S	9/2012	Teffenhart, Jr.
4,112,853 A	9/1978	Tisbo et al.	D670,474 S	11/2012	Koch
4,242,969 A	1/1981	Checkwood et al.	D679,237 S *	4/2013	Austro D25/119
D259,083 S	5/1981	Riegsecker	8,443,576 B2	5/2013	Petta
4,270,872 A	6/1981	Kiyosawa	8,720,839 B2	5/2014	Lijesnic
4,323,319 A	4/1982	Adams	8,726,583 B2	5/2014	Verdecia et al.
4,368,998 A	1/1983	Pestoor	8,756,900 B1	6/2014	Hudson et al.
4,456,497 A *	6/1984	Eberle B27M 3/0026	D713,054 S	9/2014	Teffenhart, Jr.
		52/750	D724,240 S *	3/2015	Ross D25/135
4,516,376 A	5/1985	King	D731,678 S	6/2015	Geldart
4,630,550 A	12/1986	Weitzman	D733,937 S	7/2015	Hillstrom et al.
D294,888 S	3/1988	Kazanowski	9,121,222 B2	9/2015	Walker et al.
4,774,790 A	10/1988	Hopper	D744,317 S	12/2015	Densberger et al.
4,987,717 A	1/1991	Dameron, Jr.	D747,539 S *	1/2016	Santoro D26/120
5,031,083 A	7/1991	Claesson	9,458,619 B2	10/2016	Bowron et al.
5,090,164 A	2/1992	Mische	D791,342 S	7/2017	Teffenhart, Jr.
D343,909 S	2/1994	Flynn	D811,199 S	2/2018	Bacallao
5,464,302 A	11/1995	Menchetti	9,920,534 B2	3/2018	Albert
D373,832 S	9/1996	Nomura	D832,679 S *	11/2018	Macdonald D8/349
D374,488 S	10/1996	Wang	D860,058 S	9/2019	Norfleet et al.
5,590,974 A	1/1997	Yang	D872,875 S *	1/2020	Dettbarn E04C 3/14
D394,595 S *	5/1998	Walsh D8/90	D880,009 S *	3/2020	Loughren E04C 5/065
5,813,641 A	9/1998	Baldwin			D25/126
D400,080 S *	10/1998	Beard, Jr. D25/102	D882,386 S	4/2020	Zeilinger
5,881,508 A	3/1999	Irvine et al.	D886,933 S *	6/2020	Geissele D22/108
D414,881 S	10/1999	Giese	D902,624 S *	11/2020	Fons D6/552
5,966,890 A	10/1999	Inman	D906,582 S *	12/2020	Trzcieliński E04C 3/18
5,997,117 A	12/1999	Krietzman			D26/138
6,082,070 A	7/2000	Jen	D933,755 S *	10/2021	Ornstein D8/382
6,092,348 A	7/2000	Dombchik et al.	D951,530 S *	5/2022	Klus D26/138
6,357,196 B1	3/2002	McCombs	D959,239 S *	8/2022	Johnson B27M 3/0026
6,385,941 B1	5/2002	Power, Jr. et al.			D8/354
6,405,504 B1	6/2002	Richardson	D959,240 S *	8/2022	Smith D8/354
6,430,888 B1	8/2002	Dombchik et al.	2002/0046539 A1	4/2002	Schulz
6,601,362 B1	8/2003	Prince	2002/0121068 A1	9/2002	Ng
6,647,692 B1 *	11/2003	Roder E04H 15/34	2003/0145555 A1	8/2003	Raskin et al.
		52/843	2005/0284078 A1 *	12/2005	Marsland E04C 3/18
6,668,495 B1	12/2003	Prince			52/642
6,755,004 B1	6/2004	Power, Jr. et al.	2006/0179766 A1	8/2006	Waggoner
D493,235 S	7/2004	Strassle	2007/0074480 A1	4/2007	Kleila et al.
6,826,885 B2	12/2004	Raskin et al.	2007/0266671 A1	11/2007	Chromy
D531,324 S	10/2006	Takagi	2008/0016816 A1	1/2008	Kim
D584,621 S	1/2009	Jean	2008/0168738 A1	7/2008	Shelton et al.
7,478,504 B2	1/2009	Huebner et al.	2008/0250737 A1	10/2008	Hall et al.
D588,227 S *	3/2009	Swenson, III D22/108	2009/0178360 A1	7/2009	Teffenhart, Jr.
7,568,323 B2	8/2009	Shelton et al.	2011/0036050 A1	2/2011	Callahan
7,628,563 B2	12/2009	Winkler	2011/0036051 A1	2/2011	Callahan
D609,373 S *	2/2010	Curtas D25/199	2011/0036052 A1	2/2011	Callahan
7,708,317 B2	5/2010	Leblanc	2011/0113717 A1	5/2011	Teffenhart, Jr.
7,743,538 B2	6/2010	Parenti et al.	2011/0155315 A1 *	6/2011	Von Pinnon E04C 3/14
D620,618 S	7/2010	Teffenhart, Jr.			156/257
D620,619 S	7/2010	Teffenhart, Jr.	2013/0306808 A1	11/2013	Huang
7,870,699 B2	1/2011	Waggoner	2017/0097030 A1	4/2017	Keller
7,877,962 B2	2/2011	Teffenhart, Jr.	2019/0116861 A1	4/2019	Zeilinger

* cited by examiner

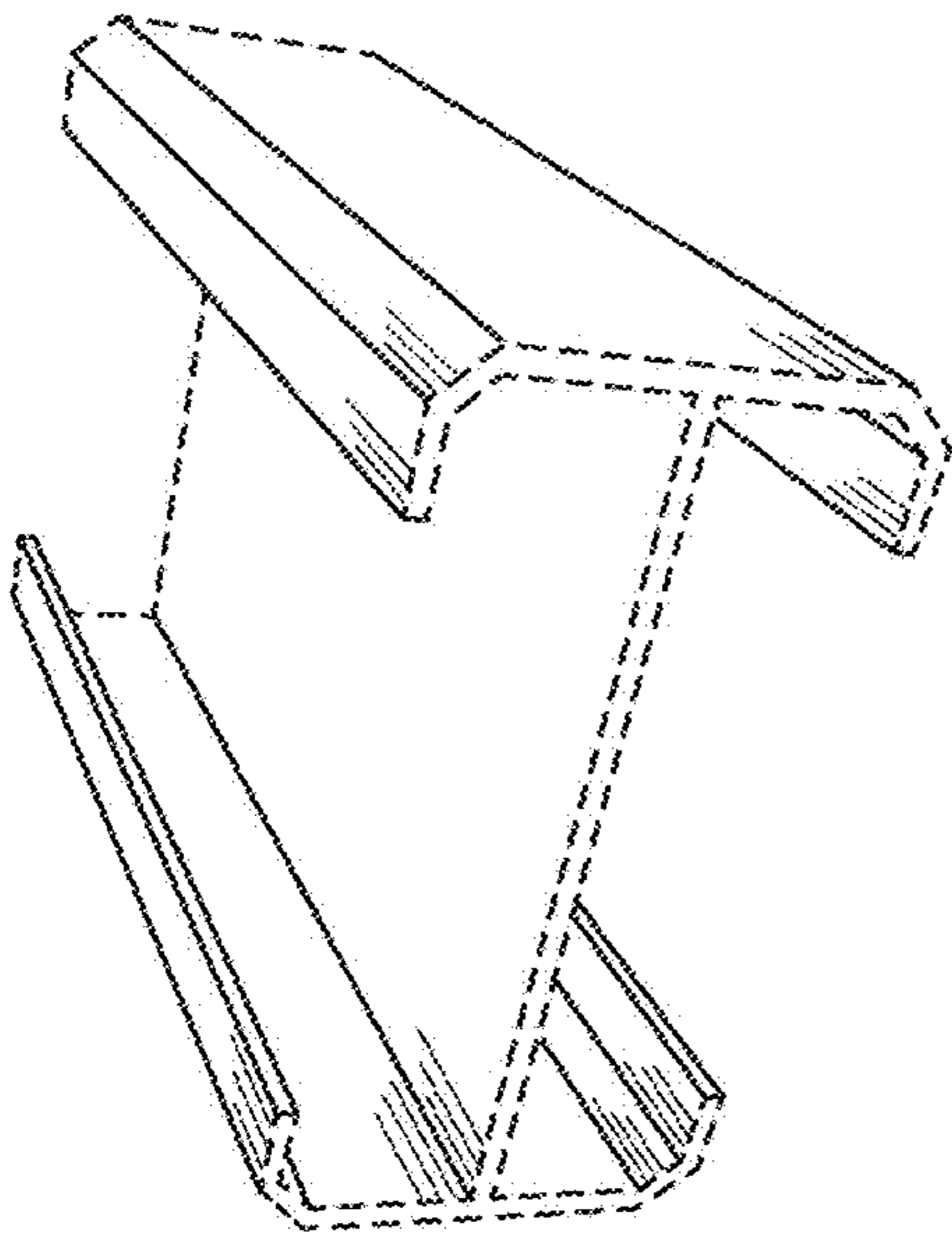


FIG. 1

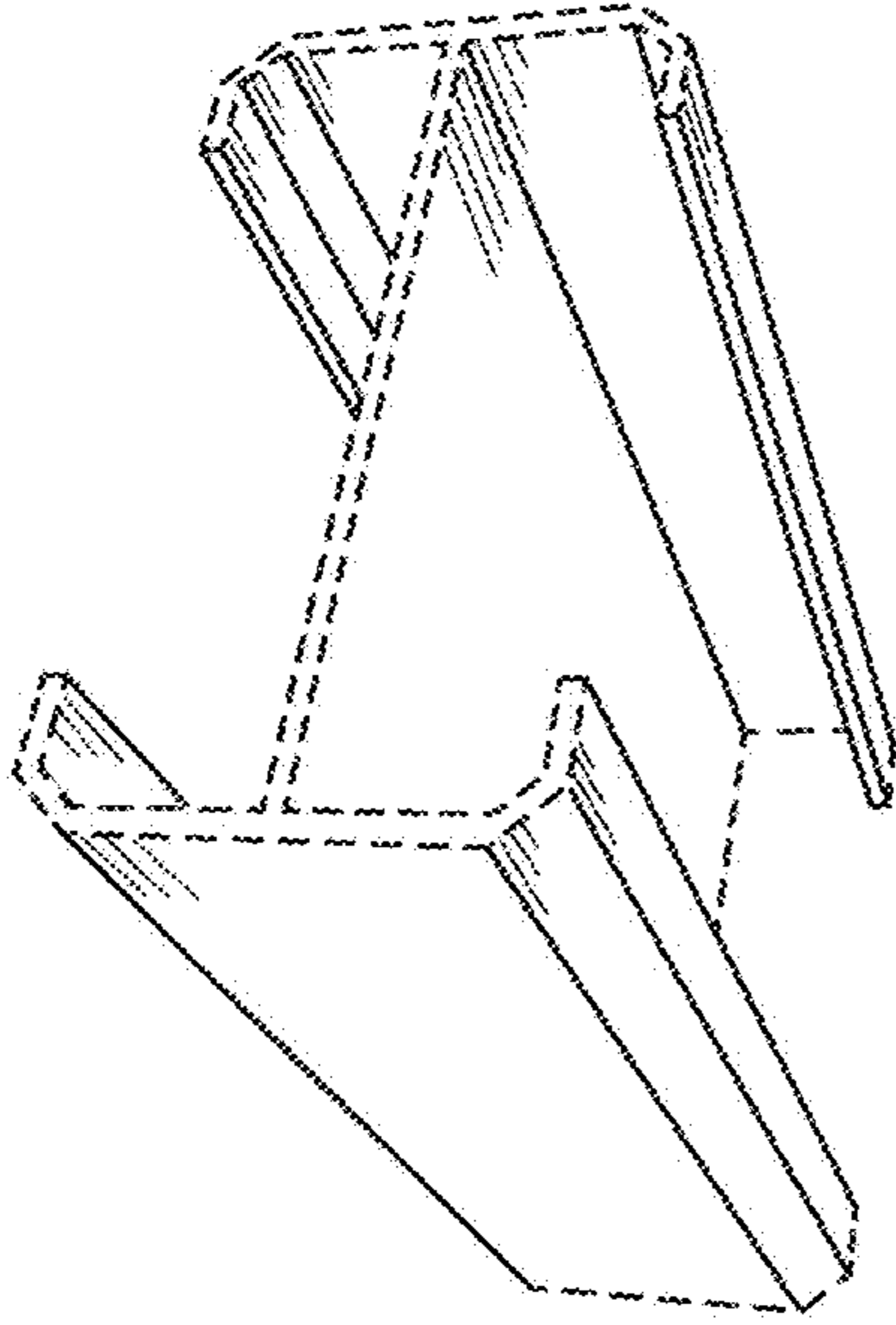


FIG. 2




FIG. 3




FIG. 4




FIG. 5




FIG. 6




FIG. 7




FIG. 8