



US00D818753S

(12) **United States Design Patent**
Shin et al.

(10) **Patent No.:** **US D818,753 S**
(45) **Date of Patent:** **** May 29, 2018**

(54) **CHAIR BACK**

(71) Applicant: **Commercial Seating Products, Inc.**,
South Hackensack, NJ (US)

(72) Inventors: **Justin H. Shin**, Upper Saddle River, NJ
(US); **Sohwa Joe**, Fort Lee, NJ (US)

(73) Assignee: **Commercial Seating Products, Inc.**,
South Hackensack, NJ (US)

(**) Term: **15 Years**

(21) Appl. No.: **29/592,695**

(22) Filed: **Feb. 1, 2017**

(51) **LOC (11) Cl.** **06-01**

(52) **U.S. Cl.**
USPC **D6/716.4; D6/380**

(58) **Field of Classification Search**
USPC D6/334-336, 369, 370, 374, 376, 379,
D6/380, 716, 716.1, 716.2, 716.3, 716.4
CPC .. A47C 3/04; A47C 4/02; A47C 4/028; A47C
4/03; A47C 5/02; A47C 5/04; A47C 7/16
See application file for complete search history.

(56) **References Cited**

U.S. PATENT DOCUMENTS

D342,840 S * 1/1994 Doughty D6/376
D343,966 S * 2/1994 Hess D6/380
D352,840 S * 11/1994 Alchin D6/376
D363,844 S 11/1995 Maple et al.

D369,686 S * 5/1996 Martin D6/380
D373,031 S * 8/1996 Martin D6/376
D388,969 S * 1/1998 Goodman D6/376
D408,644 S * 4/1999 Muller D6/376
D486,319 S * 2/2004 Stanton D6/379
D528,313 S * 9/2006 Chen D6/370
D542,554 S * 5/2007 Cramer D6/376
D600,051 S 9/2009 Parker et al.
D651,018 S 12/2011 Manea
D675,035 S * 1/2013 Guillot D6/379
D675,036 S * 1/2013 Guillot D6/380
D677,920 S 3/2013 Christakos
D696,546 S 12/2013 Pearson et al.
D699,459 S * 2/2014 Manea D6/370

* cited by examiner

Primary Examiner — Mimosa De

(74) *Attorney, Agent, or Firm* — Arthur Jacob

(57) **CLAIM**

The ornamental design for a chair back, as shown and described.

DESCRIPTION

FIG. 1 is a left side, front and top perspective view of a chair back, showing our new design.

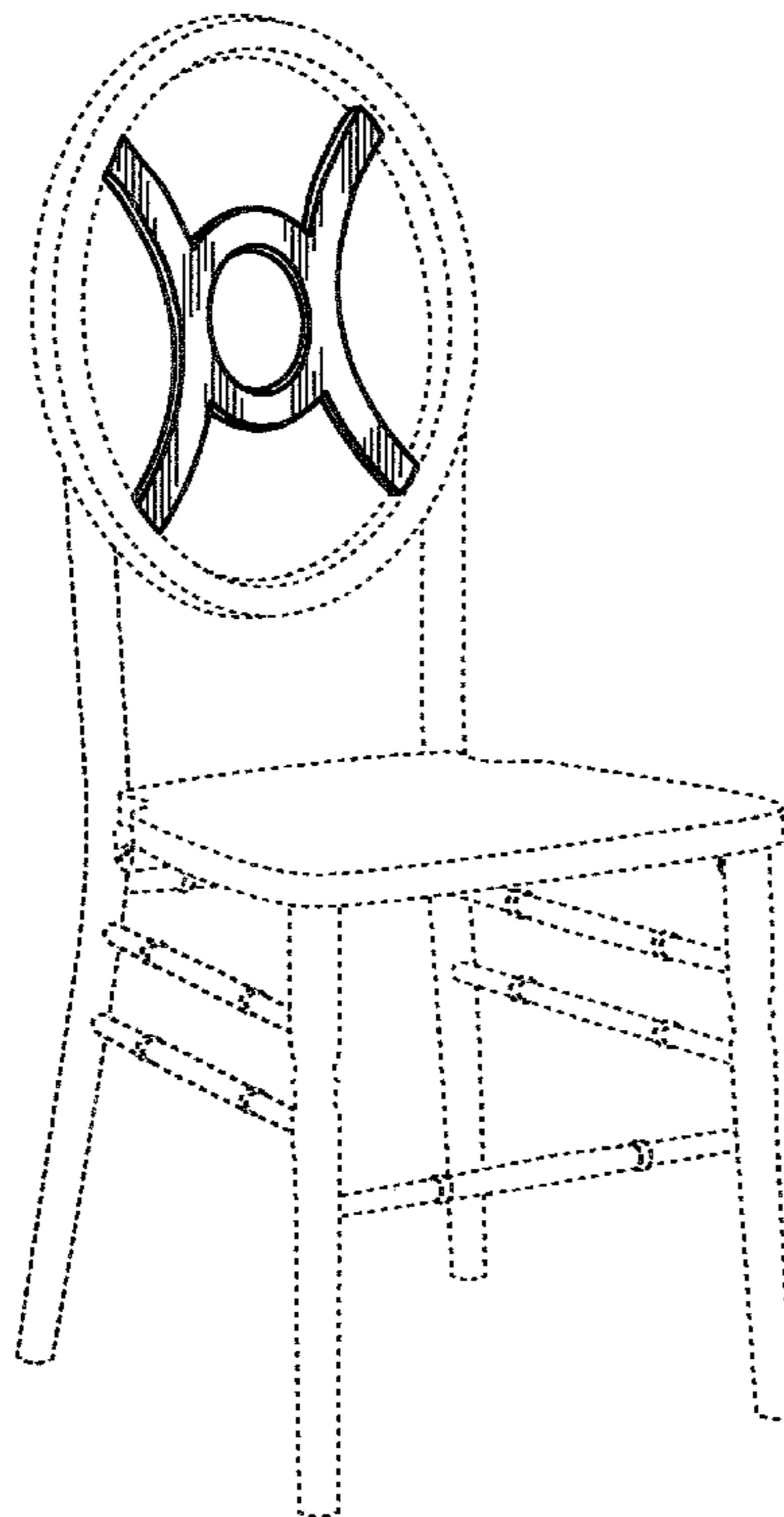
FIG. 2 is a front elevational view thereof;

FIG. 3 is a top plan view thereof, the bottom plan view being a mirror-image thereof; and,

FIG. 4 is a right side elevational view thereof, the left side elevational view being a mirror-image thereof.

The broken lines are for illustrative purposes only and form no part of the claimed design.

1 Claim, 2 Drawing Sheets



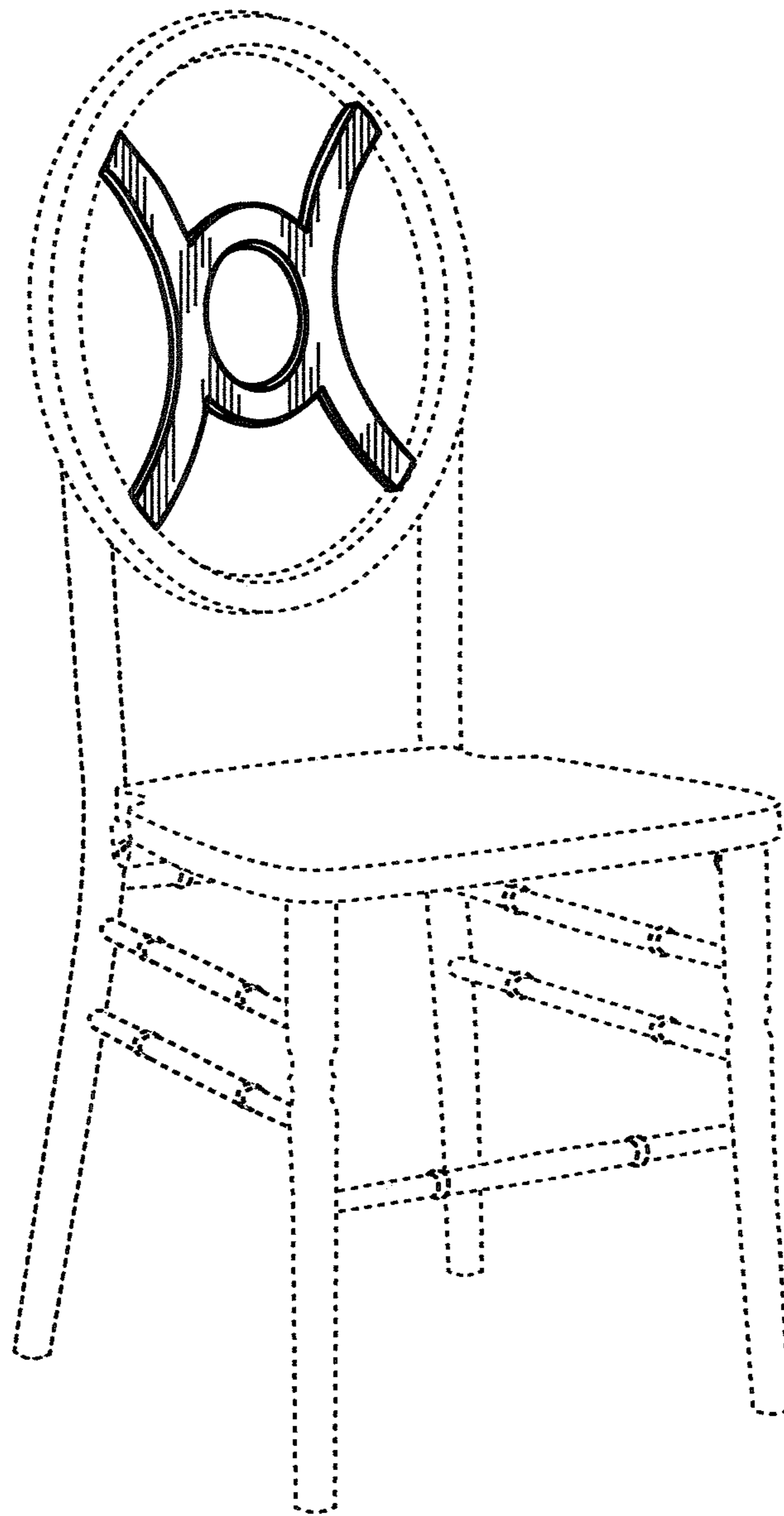


FIG. 1



FIG. 3

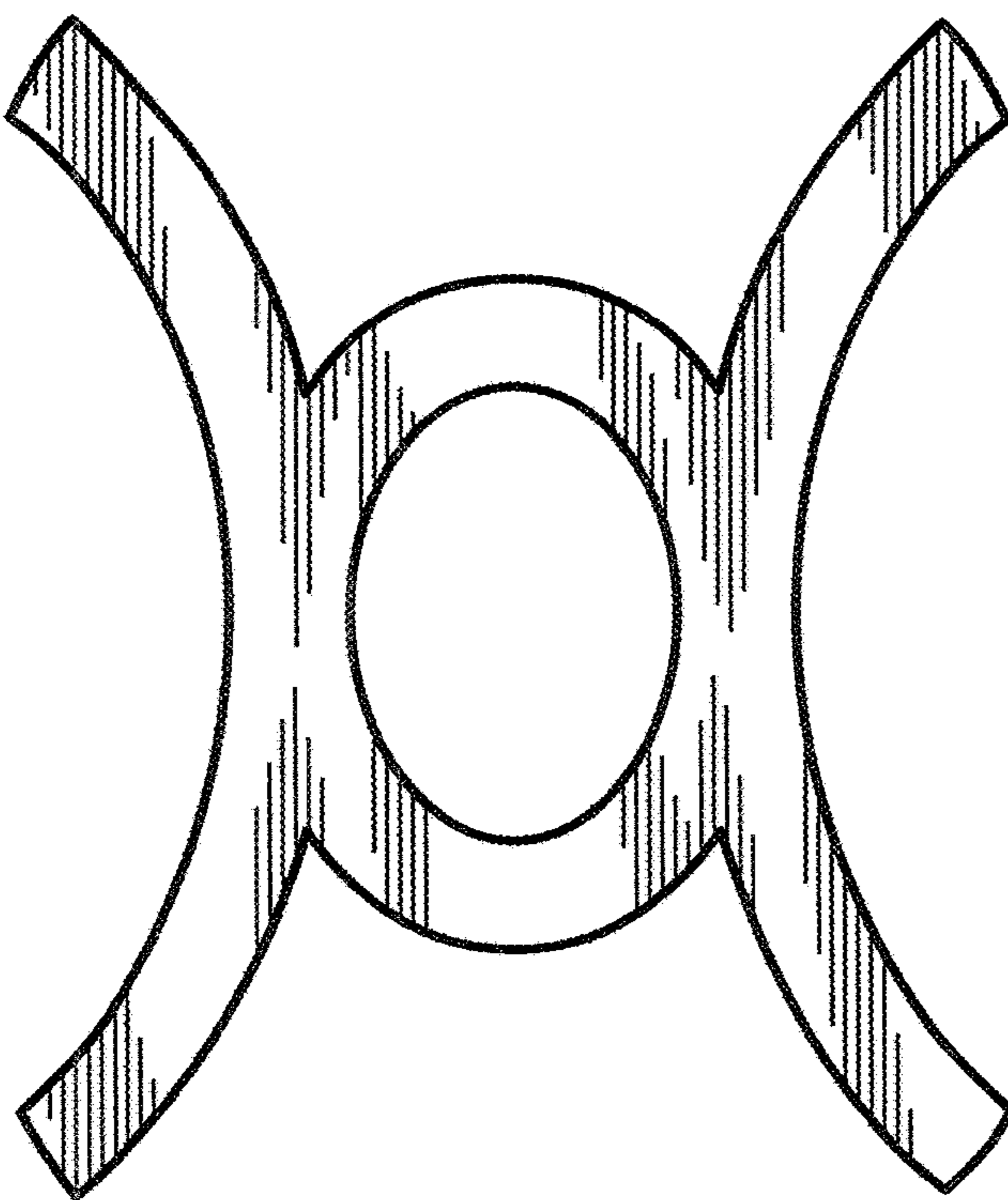


FIG. 2




FIG. 4